



# EndNote X5高级功能介绍


中国科学技术大学图书馆

樊亚芳

Tel : 0551-3602330

Email: [sonyafan@ustc.edu.cn](mailto:sonyafan@ustc.edu.cn)

2012/04/19



# Endnote基本功能回顾

- ◆ Endnote文献导入（四种方法）

网站输出、格式转换、在线检索、手工添加

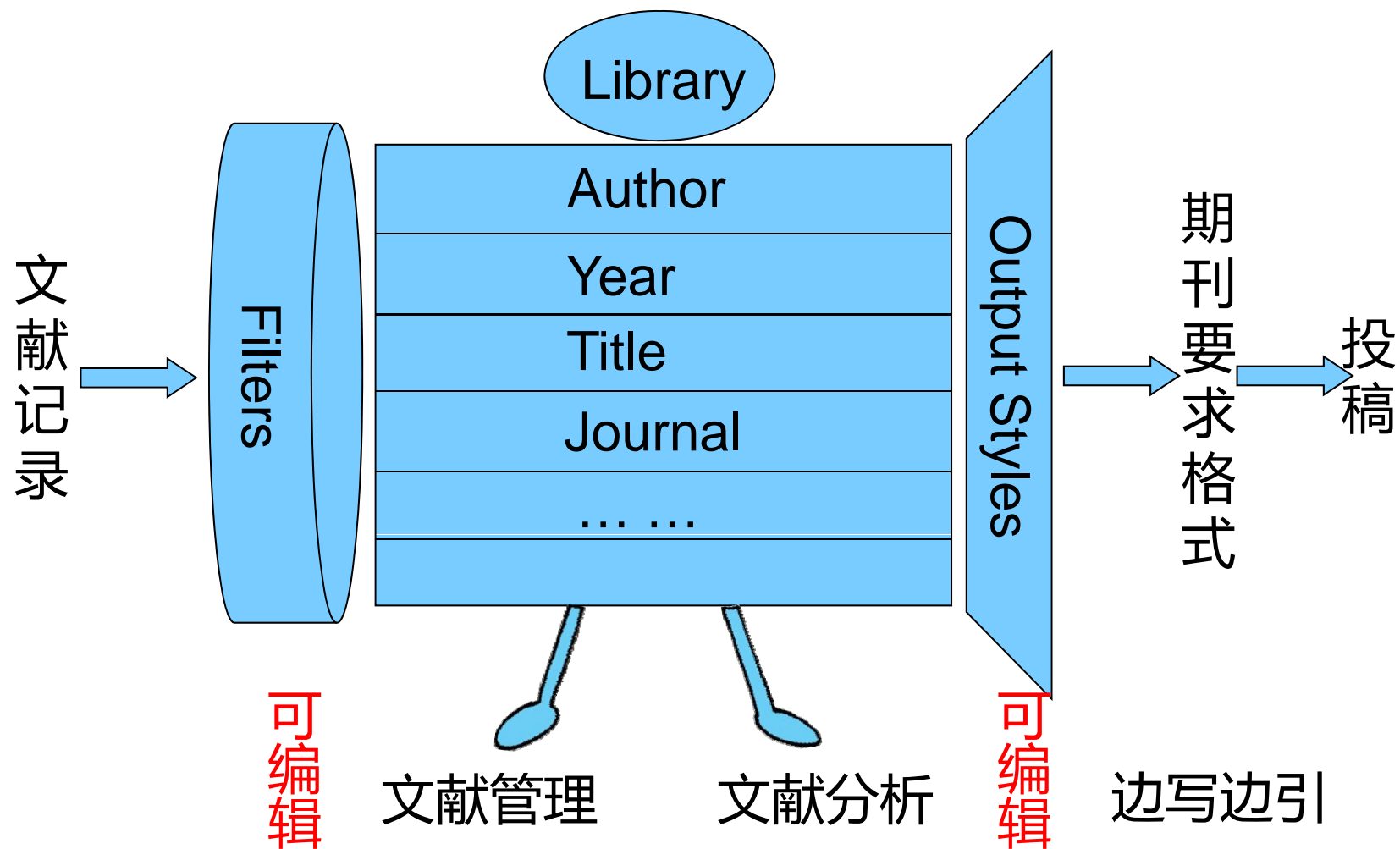
- ◆ Endnote文献管理

排序、查找、分组、去重、分析、获取全文

- ◆ Endnote文献编排

边写作边引用

# EndNote的工作流程回顾



Source: 国科图青秀玲老师的blog

# 提纲

- ◆ Filter编制

以维普数据库为例

- ◆ Output Style建立

以GB/T 7714-2005文后参考文献著录规则为例

- ◆ 其他小技巧

# 维普数据库检索结果示例

 维普资讯

中文科技期刊数据库 (1989- )

[首页](#) [传统检索](#) [高级检索](#) [分类检索](#) [期刊导航](#)

[帮助](#) | [退出登录](#)

首页 — 《中文科技期刊数据库 (CSTJ)》 — 题录细阅格式

[下载](#) [打印](#) [加入电子书架](#) [全文下载 \(553K\)](#)

《物理化学学报》  
2010年 11期 ACTA PHYSICO-CHIMICA SINICA 起止页码: 3002-3008  
国际标准刊号: ISSN 1000-6818 国内统一刊号: CN 11-1892/06

## 石墨烯负载Pt催化剂的催化氧化发光性能

吴小琴[1, 2] 宗瑞隆[1] 牟豪杰[1] 朱永法[1]

[1]清华大学化学系, 北京100084 [2]南昌航空大学环境与化学工程学院, 南昌330063

**摘 要:** 利用溶胶固定化工艺合成了石墨烯负载Pt纳米颗粒的Pt/石墨烯催化剂. 研究了分散在石墨烯上的Pt颗粒尺寸和负载量对CO催化发光性能的影响规律, 探查了催化剂的某些分析特性及对其它气相体系的催化氧化性能. 结果表明, Pt纳米颗粒可以很好地分散在石墨烯表面, 并有较快的催化反应速率, Pt颗粒越小催化发光强度越大. 当不同Pt负载量 (0.4%-1.6% (w, 质量分数)) 的催化剂作用于40% ( $\phi$ , 体积分数) 以下浓度的CO/空气体系时, 产生的催化发光强度均与CO浓度成正比, 其中以负载量0.8%最优; 但随CO浓度继续增加, 低Pt负载量 (0.4%, 0.8%) 催化剂的发光强度下降, 而高Pt负载量 (1.2%, 1.6%) 催化剂的发光强度继续上升. 且Pt负载量越高, 催化氧化发光能力越强. 该催化剂在一定条件下, 不

# 以EndNote格式将检索结果保存为txt

The screenshot shows a web interface for a Chinese database. At the top, there is a navigation bar with the logo 'VIP 维普资讯 CQVIP.COM' and the text '中文科技期刊数据库(1989- )'. To the right, there are links for '我的数据库 | 帮助 | 退出登录'. Below this, a secondary navigation bar contains '首页', '传统检索', '高级检索', '分类检索', and '期刊导航'. The main content area features a '下载管理' (Download Management) dialog box. Inside this dialog, it states '共有1条记录将要下载' (There are 1 record(s) to be downloaded) and shows a folder icon with a '下载' (Download) button. Under '下载内容选择:' (Download content selection:), there are several radio button options: '概要显示' (Summary display), '文摘显示' (Abstract display), '全记录显示' (Full record display), '引文标准格式显示' (Citation standard format display), 'ENDNOTE格式' (ENDNOTE format), 'NoteExpress格式' (NoteExpress format), and '自定义输出' (Custom output). The 'ENDNOTE格式' option is selected and highlighted with a red box. To the right of the 'ENDNOTE格式' and 'NoteExpress格式' options are links for '使用帮助»' (Use help»). Below these are several checkboxes for selecting fields to download: '题名' (Title), '作者' (Author), '刊名' (Journal name), '机构' (Institution), '文摘' (Abstract), 'ISSN', 'CN号' (CN number), '关键词' (Keywords), '分类号' (Classification number), and '馆藏号' (Collection number). At the bottom of the dialog box is a '关闭窗口' (Close window) button.

我的数据库 | 帮助 | 退出登录

首页 传统检索 高级检索 分类检索 期刊导航

中文科技期刊数据库(1989- )

下载管理

共有1条记录将要下载

下载内容选择:

- 概要显示
- 文摘显示
- 全记录显示
- 引文标准格式显示
- ENDNOTE格式 [使用帮助»](#)
- NoteExpress格式 [使用帮助»](#)
- 自定义输出

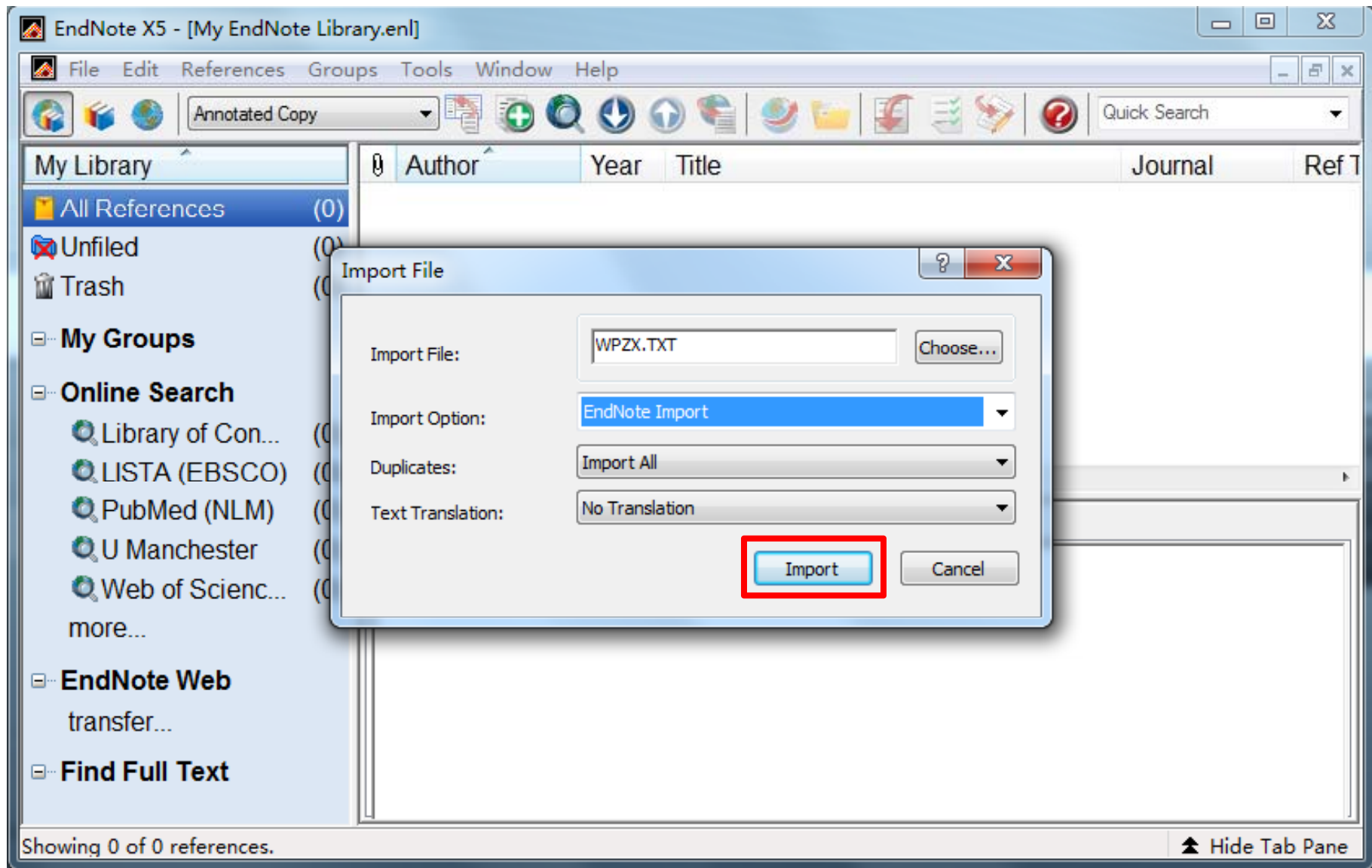
题名  作者  刊名  机构

文摘  ISSN  CN号  关键词

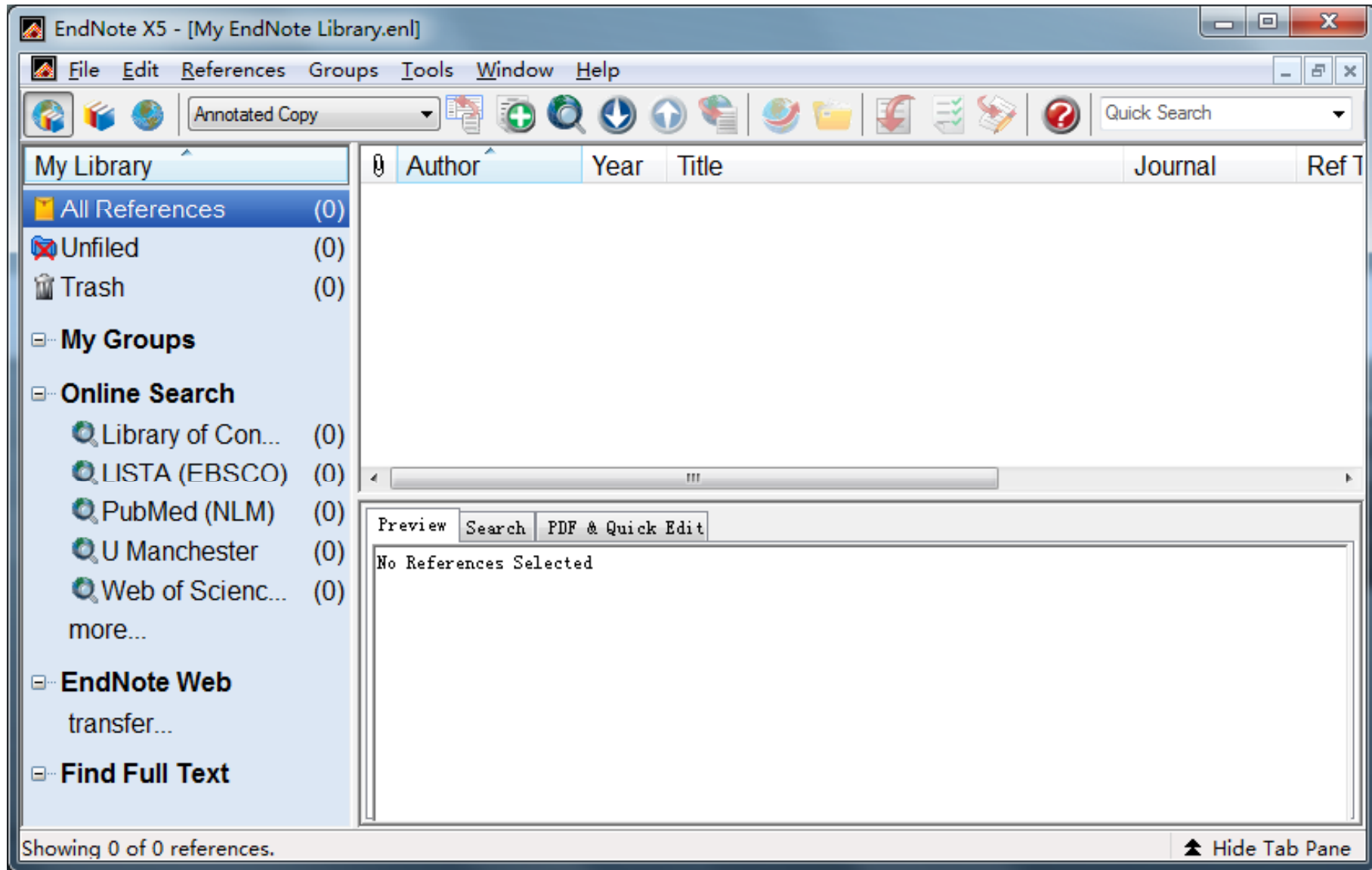
分类号  馆藏号

关闭窗口

# 通过格式转换将txt文档导入EndNote

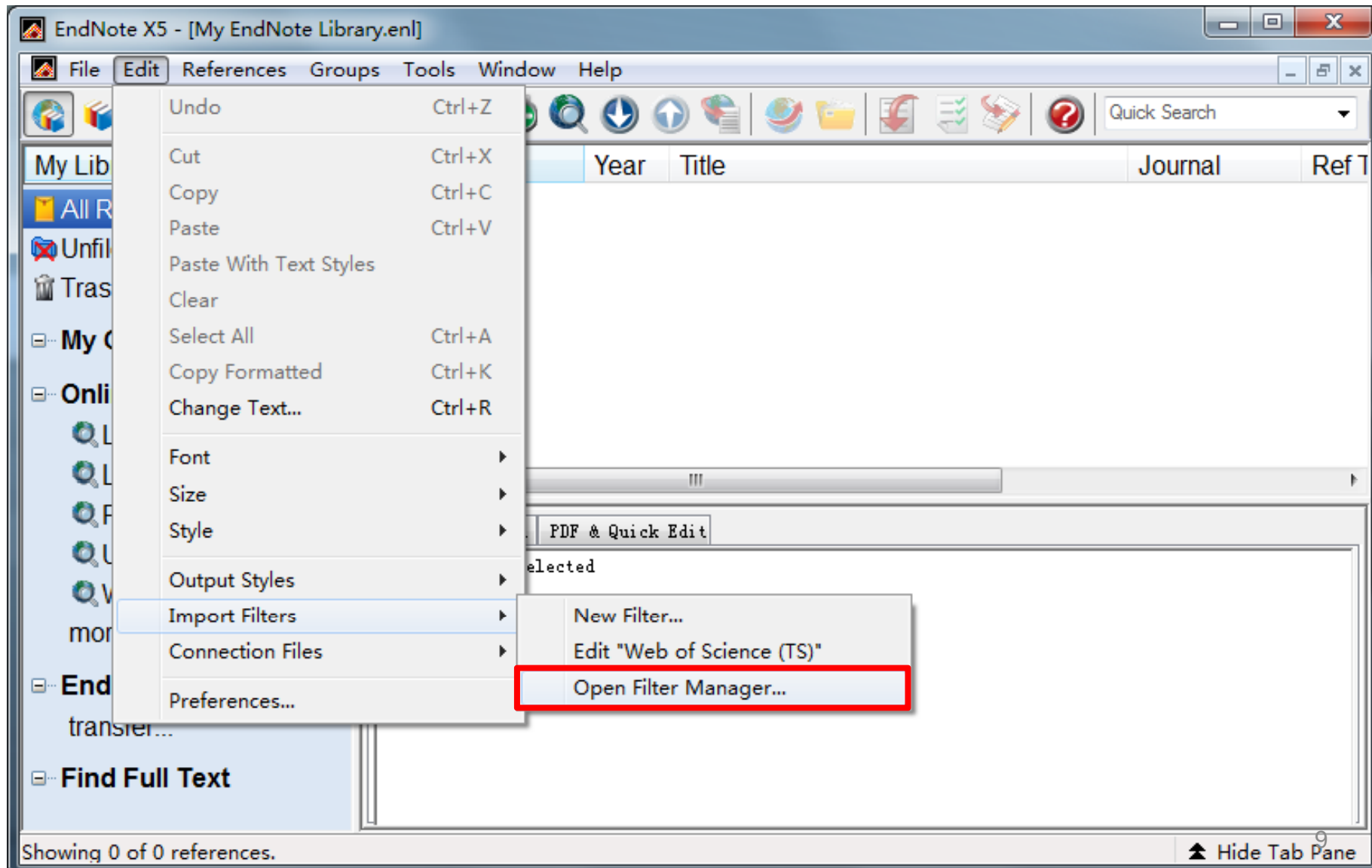


# txt中的记录未能成功导入

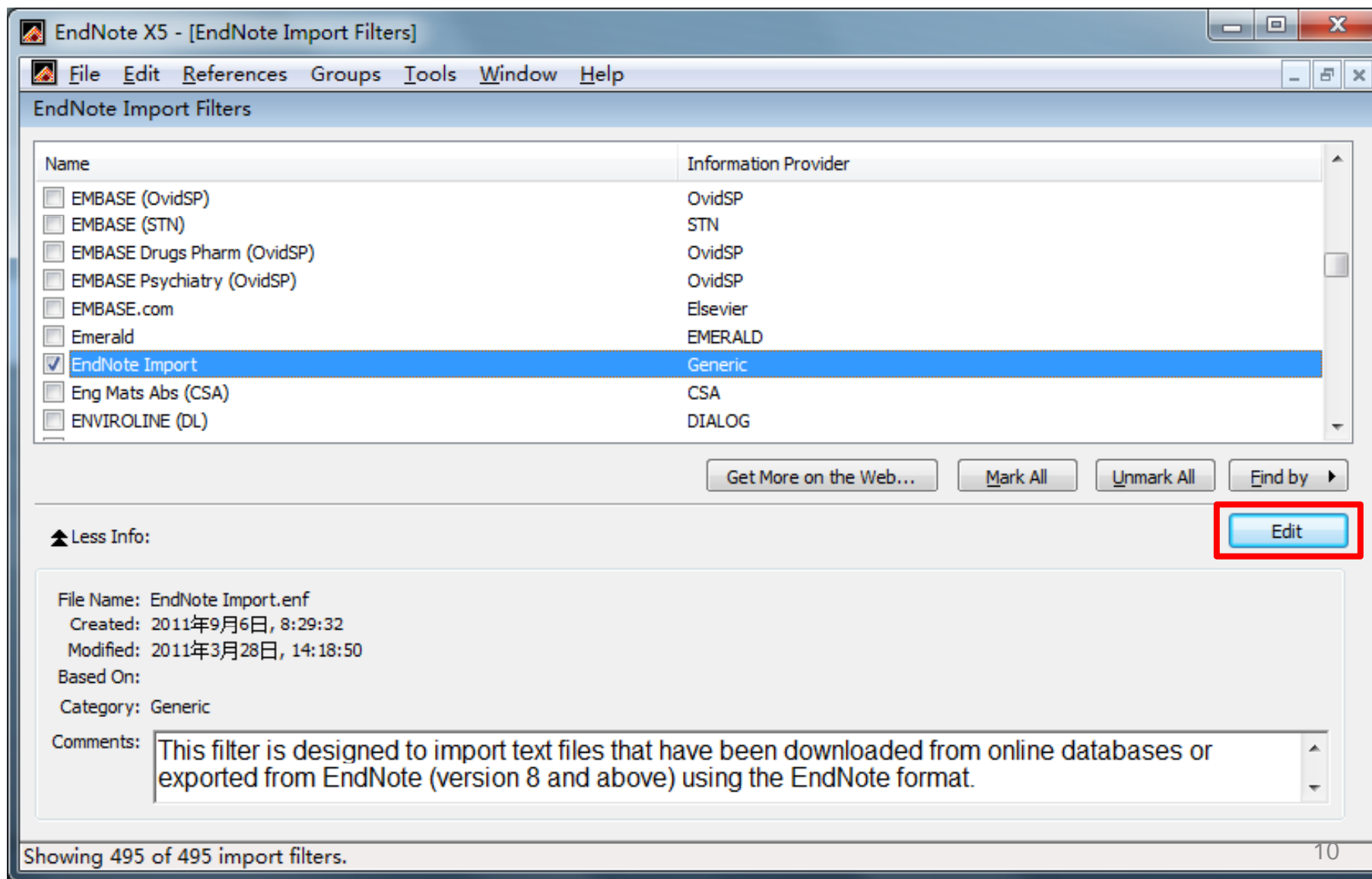




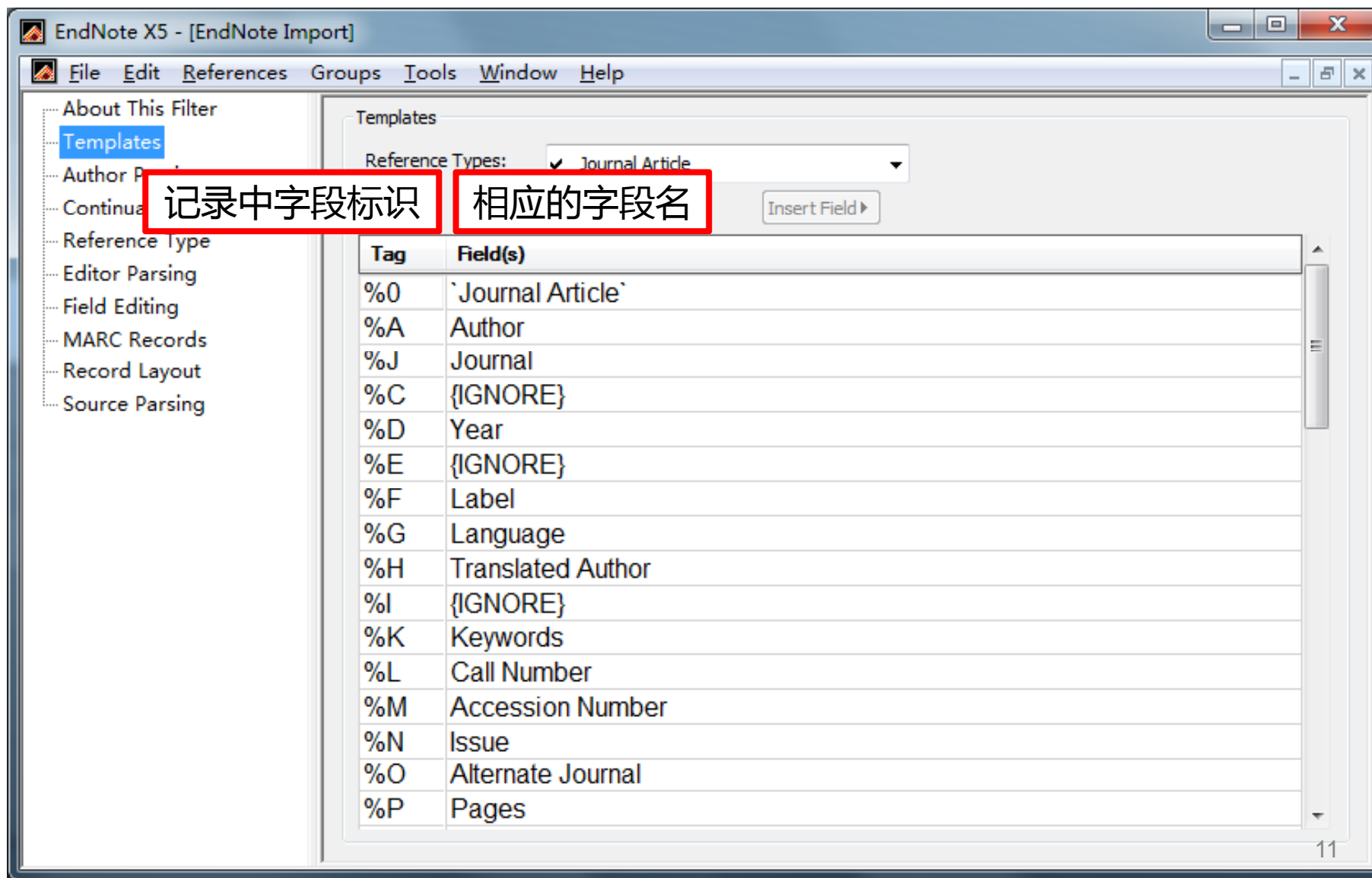
# 查看“EndNote Import”的格式



# 查看“EndNote Import”的格式



# “EndNote Import”的模板



# 从VIP和CNKI导出同一记录txt文档对比

The image shows two Notepad windows side-by-side, comparing text exports from two different databases for the same record. The left window, titled 'graphene-VIP-EN-1 - 记事本', displays a plain text export with fields like Title, Author, Address, SO, ISSN, Accession Number, Keywords, and Note. The right window, titled 'graphene-CNKI-EN-1 - 记事本', displays a structured export using field codes: %T for Title, %A for Author, %J for Journal, %D for Date, %N for Volume, %K for Keywords, and %X for Abstract. A red box highlights the mapping between the two formats: '题名 Title: vs. %T' and '作者 Author: vs. %A'.

**graphene-VIP-EN-1 - 记事本**

文件(F) 编辑(E) 格式(O) 查看(V) 帮助(H)

1/1  
Title:石墨烯负载Pt催化剂的催化氧化发光性能  
Author:吴小琴[1,2] 宗瑞隆[1] 牟豪杰[1] 朱永法[1]  
Author Address:[1]清华大学化学系,北京100084 [2]南昌航空大学环境与化学工程学院,南昌330063  
SO:物理化学学报, 2010(11): 3002-3008  
ISSN:1000-6818  
Accession Number:92644X  
Keywords:石墨烯 Pt纳米颗粒 催化氧化发光 一氧化碳 Pt负载量  
Note:0646  
Abstract:利用溶胶固定化工艺合成了石墨烯负载Pt纳米颗粒的Pt/石墨烯催化剂.研究了分散在石墨烯上的Pt颗粒尺寸和负载量对CO催化发光性能的影响规律,探查了催化剂的某些分析特性及其它气相体系的催化氧化性能.结果表明,Pt纳米颗粒可以很好地分散在石墨烯表面,并有较快的催化反应速率,Pt颗粒越小催化发光强度越大.当不同Pt负载量(0.4%-1.6%(w,质量分数))的催化剂作用于40%(φ,体积分数)以下浓度的CO/空气体系时,产生的催化发光强

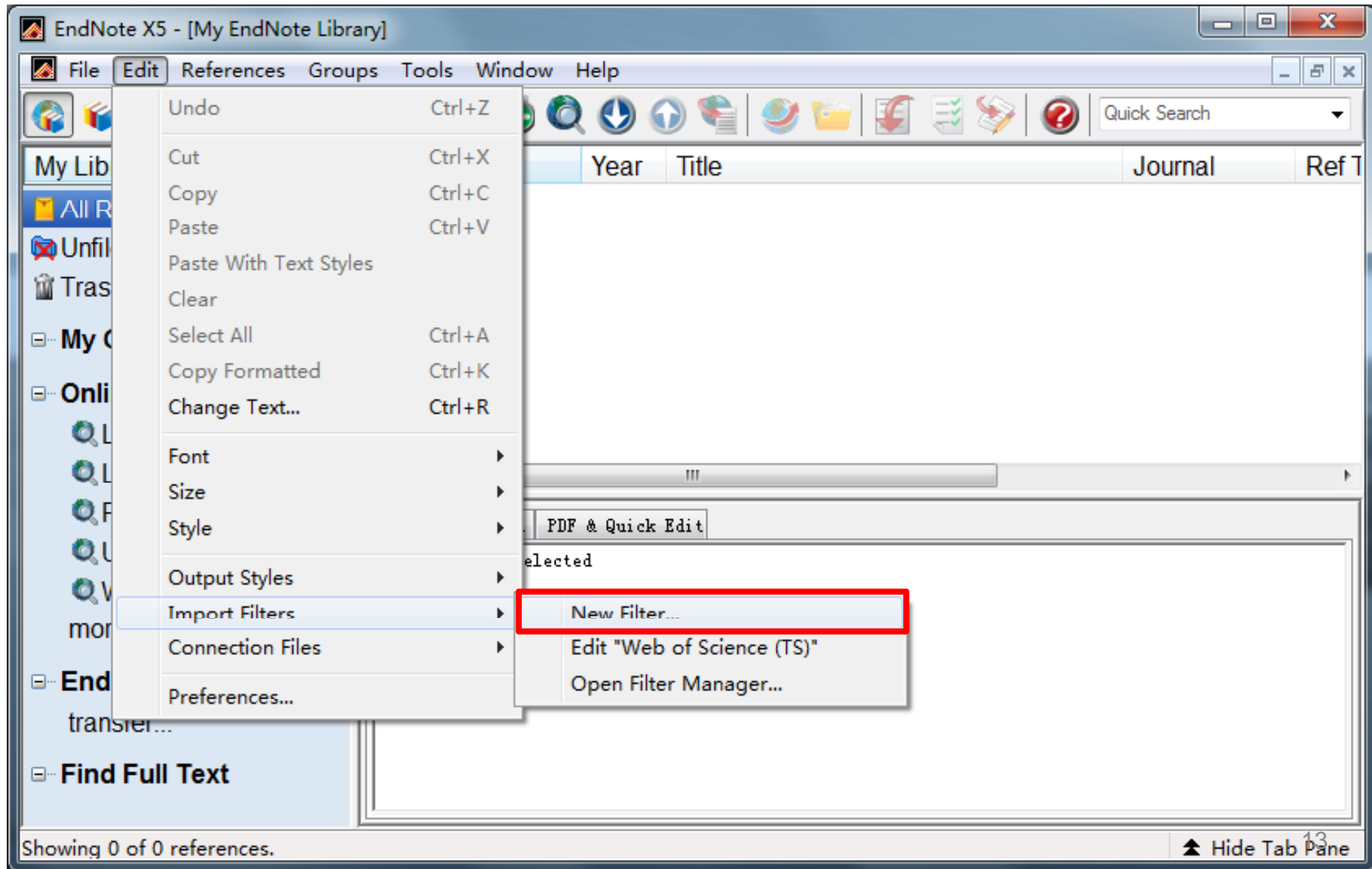
**graphene-CNKI-EN-1 - 记事本**

文件(F) 编辑(E) 格式(O) 查看(V) 帮助(H)

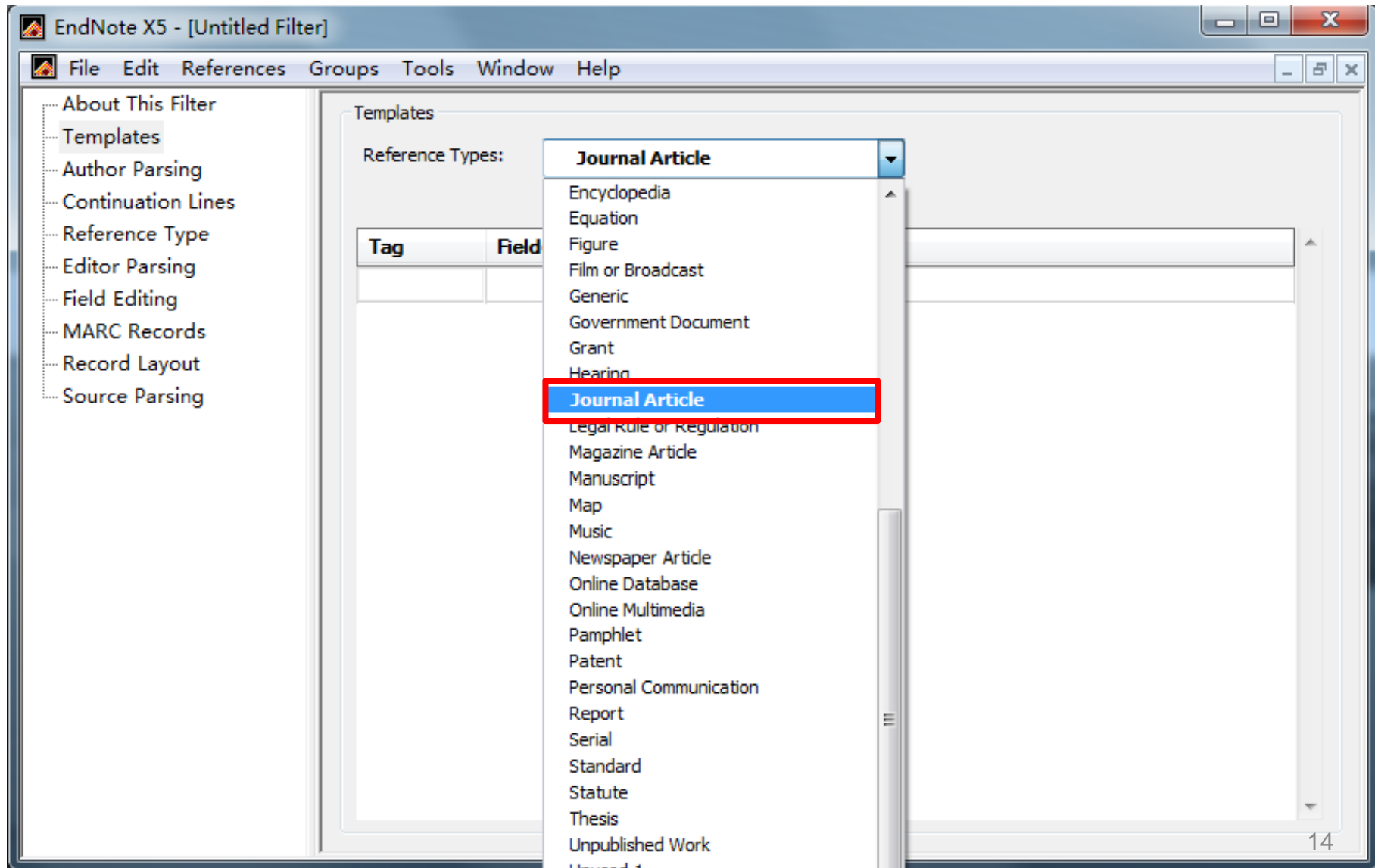
%T Journal Article  
%A 吴小琴  
%A 宗瑞隆  
%A 牟豪杰  
%A 朱永法  
%+ 清华大学化学系...  
%T 石墨烯负载Pt催化剂的催化氧化发光性能  
%J 物理化学学报  
%D 2010  
%N 11  
%K 石墨烯;;Pt纳米颗粒;;催化氧化发光;;一氧化碳;;Pt负载量  
%X 利用溶胶固定化工艺合成了石墨烯负载Pt纳米颗粒的Pt/石墨烯催化剂.研究了分散在石墨烯上的Pt颗粒尺寸和负载量对CO催化发光性能的影响规律,探查了催化剂的某些分析特性及其它气相体系的催化氧化性能.结果表明,Pt纳米颗粒可以很好地分散在石墨烯表面,并有较快的催化反应速率,Pt颗粒越小催化发光强度越大.当不同Pt负载量(0.4%-1.6%(w,质量分数))的催化剂作用于40%(φ,体积分数)以下浓度的CO/空气体系时,产生的催化发光强度均与CO浓度成正比,其中以负载量0.8%最优;但

题名 Title: vs. %T  
作者 Author: vs. %A

# 编制适于从维普导入EndNote的Filter



# 新建Filter的关键: 创建模板



# 建立记录中字段标识与EndNote的关联

The screenshot displays the EndNote interface with a record on the left and a list of fields on the right. A red box highlights the text '记录中字段标识' (Field tags in record) in the record pane. Another red box highlights the text '字段名' (Field name) in the 'Field(s)' column of the field list. A red arrow points from the '记录中字段标识' box to the 'Tag' column of the field list.

记录中字段标识

字段名

Tab: 栏之间切换  
Enter: 新建一行

Tag	Field(s)
Title:	

- Author
- Year
- Title
- Journal
- Volume
- Issue
- Pages
- Start Page
- Epub Date
- Date
- Type of Article
- Short Title
- Alternate Journal
- ISSN
- DOI
- Original Publication
- Reprint Edition
- Reviewed Item
- Legal Note
- PMCID
- NIHMSID
- Article Number
- Accession Number
- Call Number
- Label

# 记录中名称与EndNote字段名关联成功

The screenshot shows the EndNote X5 interface with a 'Journal Article' template selected. A table lists the field names and their corresponding tags. Red arrows point from the record text in the 'WPZX - 记事本' window to the field names in the EndNote table.

Tag	Field(s)
Title:	Title
Author:	Author
Author Address:	Author Address
SO:	Journal, Year(Issue): Pages
ISSN:	ISSN
Accession Number:	Accession Number
Keywords:	Keywords
Note:	Notes
Abstract:	Abstract

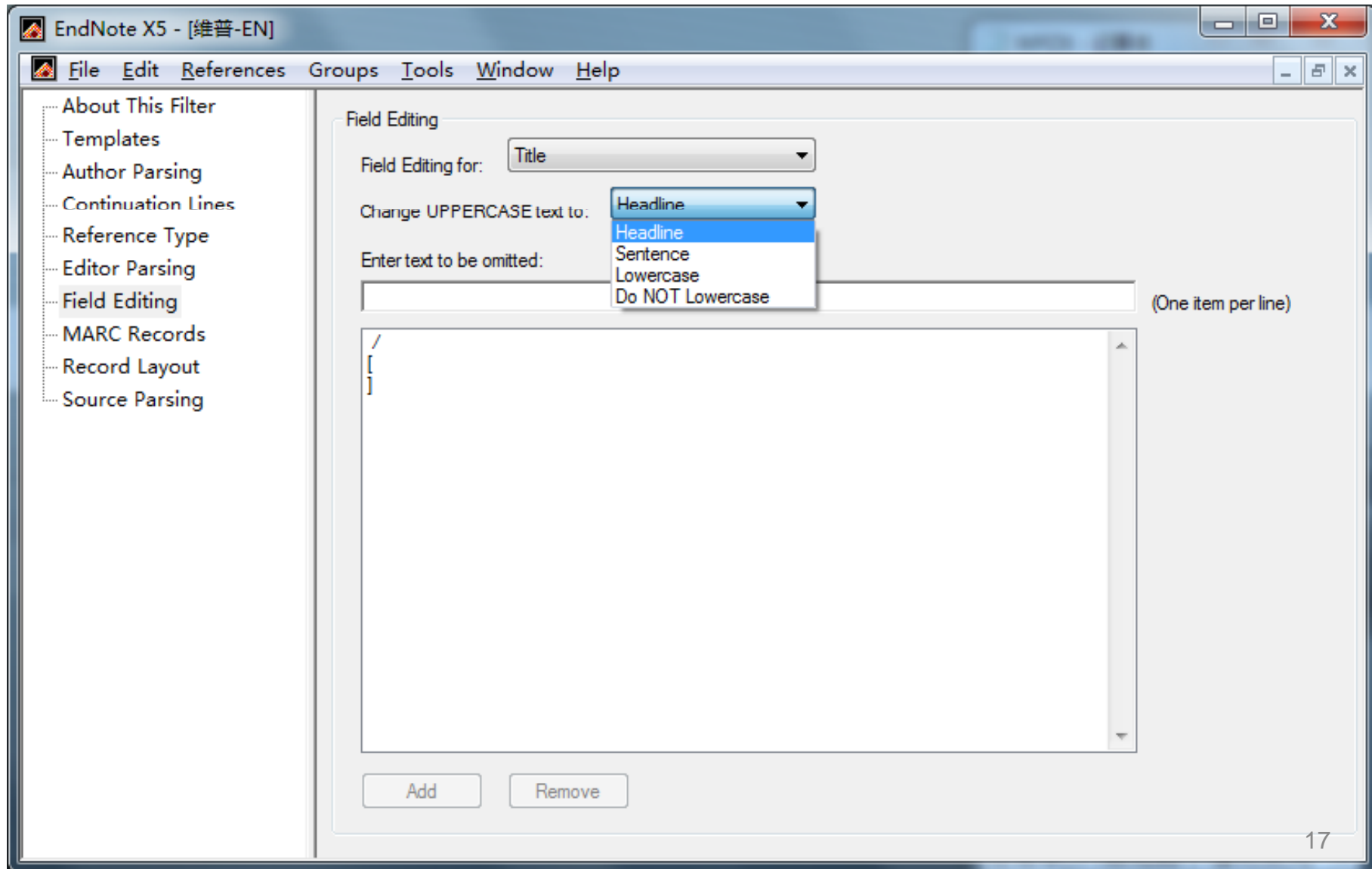
WPZX - 记事本

文件(F) 编辑(E) 格式(O) 查看(V)  
帮助(H)

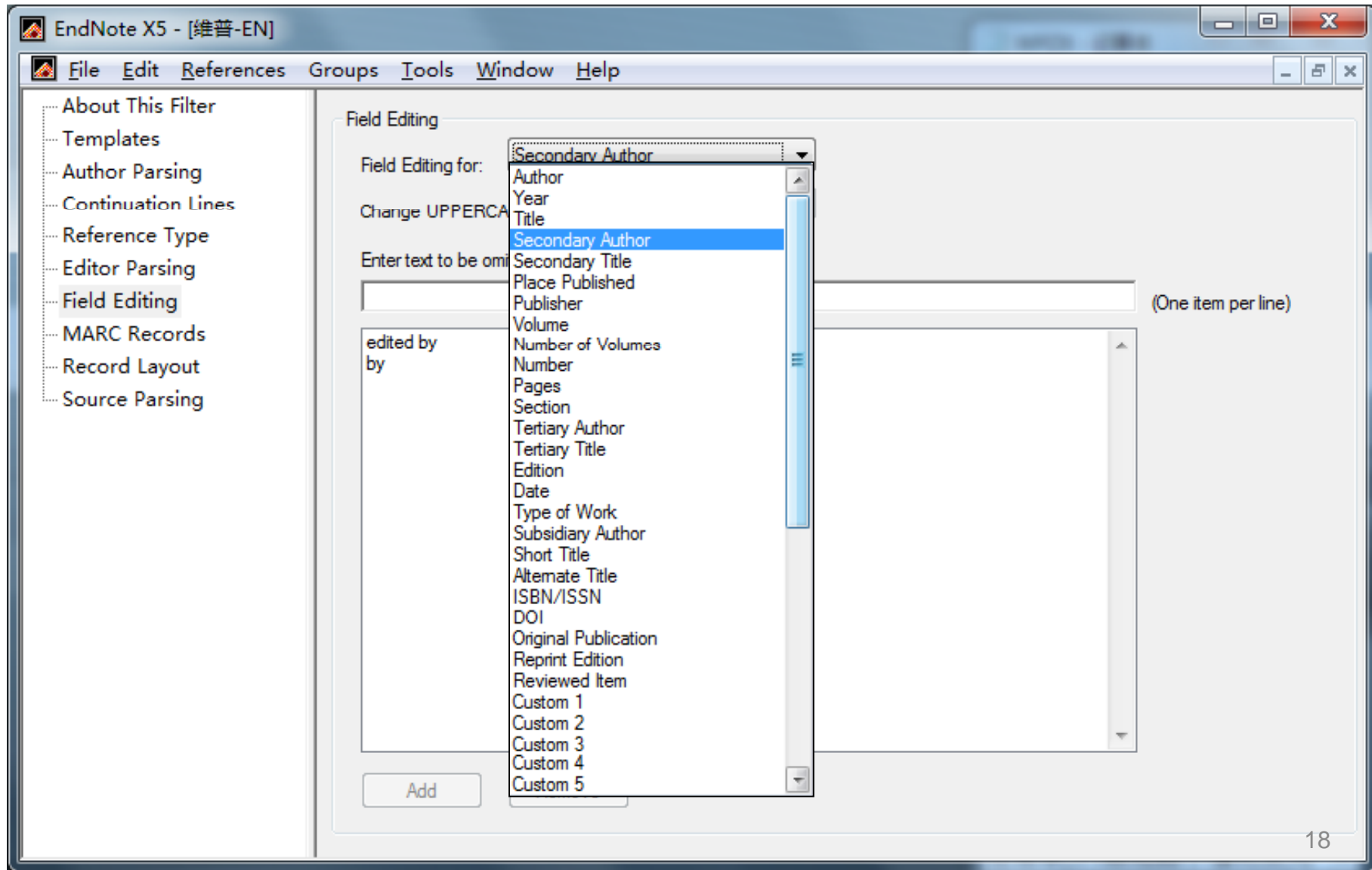
1/1  
Title:石墨烯负载Pt催化剂的催化氧化发光性能  
Author:吴小琴[1,2] 宗瑞隆[1] 牟豪杰[1] 朱永法[1]  
Author Address:[1]清华大学化学系,北京100084 [2]南昌航空大学环境与化学工程学院,南昌330063  
SO:物理化学学报, 2010(11): 3002-3008  
ISSN:1000-6818  
Accession Number:92644X  
Keywords:石墨烯 Pt纳米颗粒 催化氧化发光 一氧化碳 Pt负载量  
Note:0646  
Abstract:利用溶胶固定化工工艺合成了石墨烯负载Pt纳米颗粒的Pt/石墨烯催化剂.研究了分散在石墨烯上的Pt颗粒尺寸和负载量对CO催化发光性能的影响规律,探查了催化剂的某些分析特性及其它气相体系的催化氧化性能.结果表明,Pt纳米颗粒可以很好地分散在石墨烯表面,并有较快的催化反应速率,Pt颗粒越小催化发光6



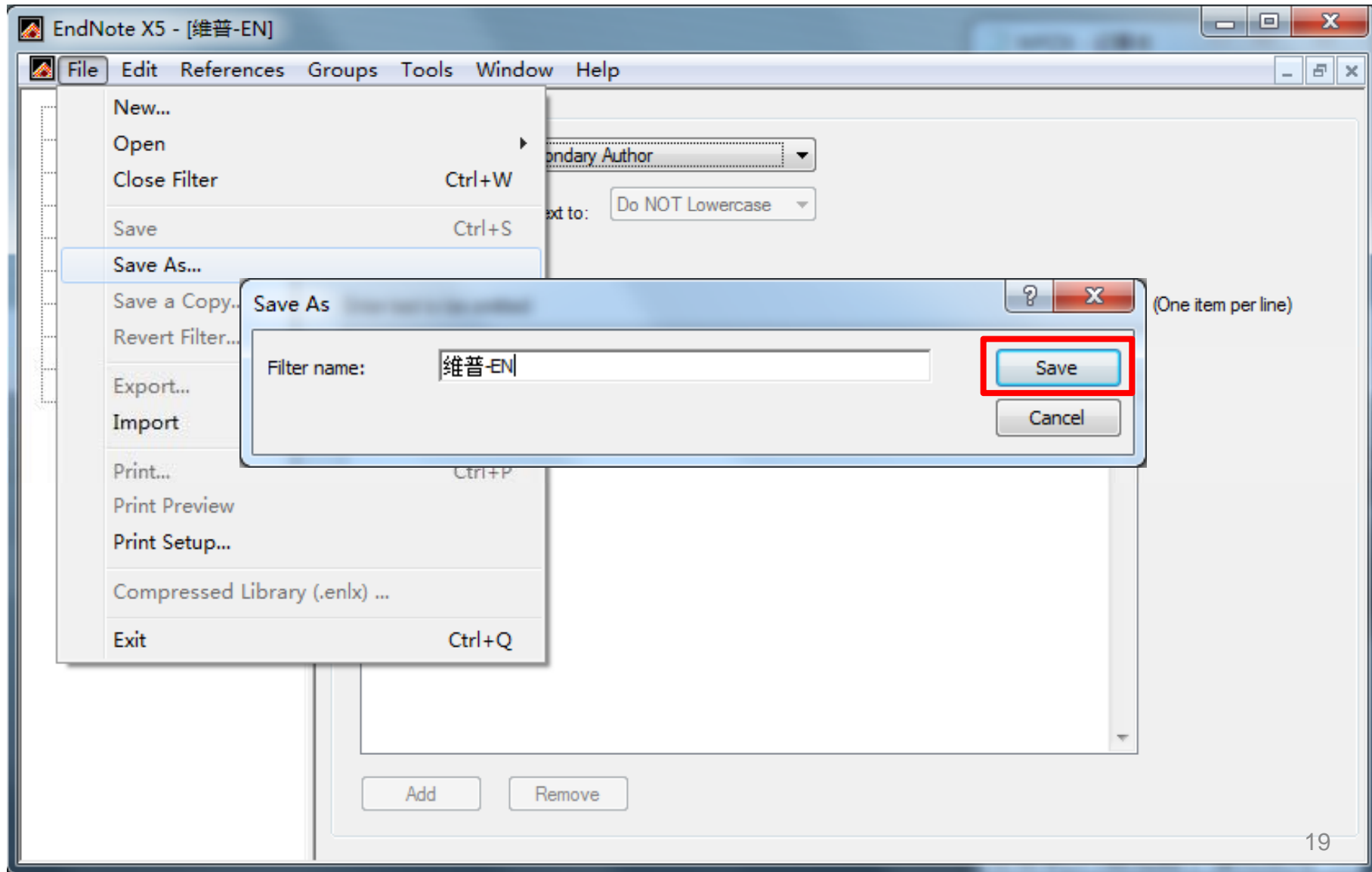
# 对Title中的文字格式进行更改



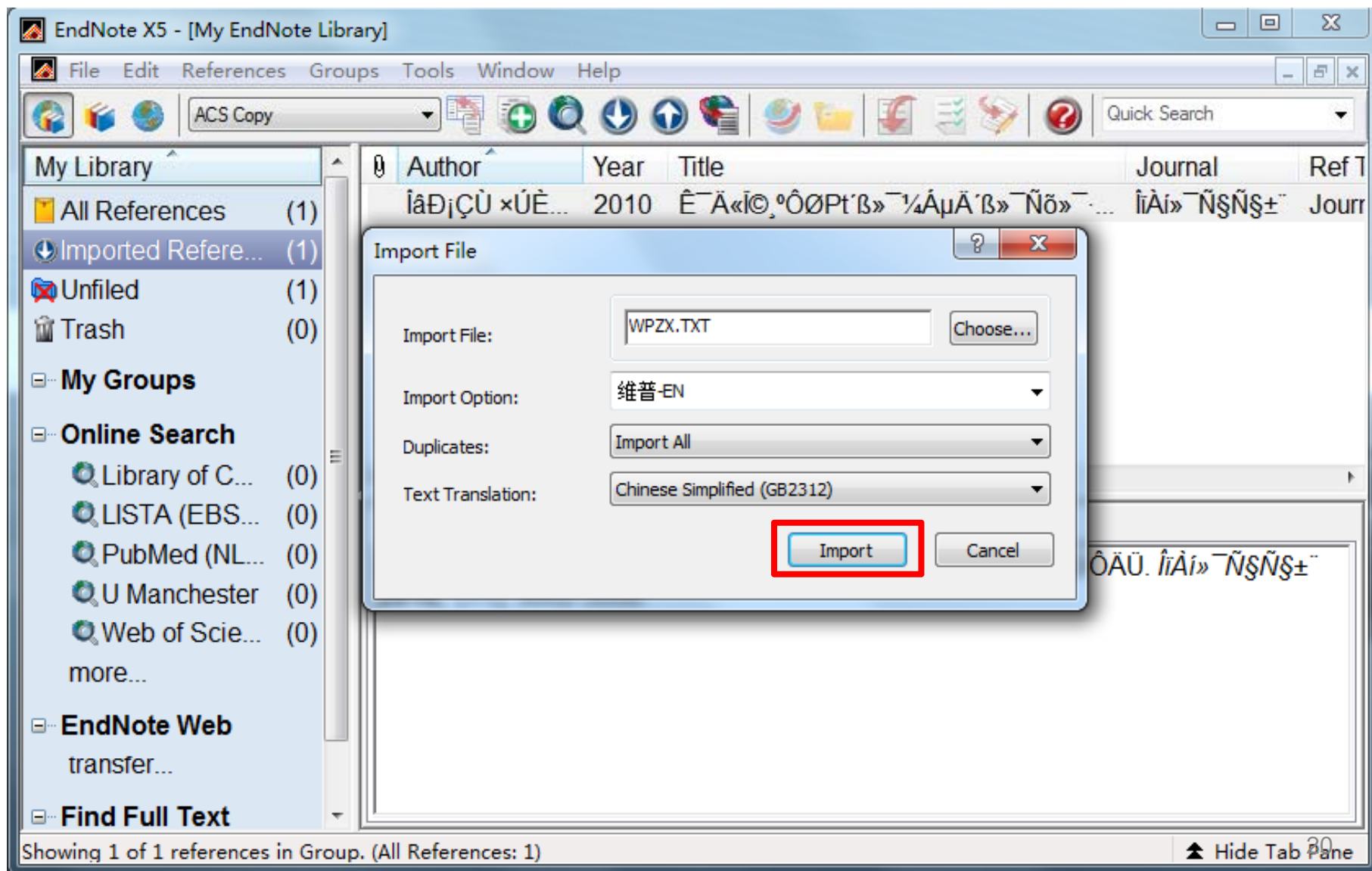
# 忽略Secondary Author中的部分文字



# 保存并命名新编制的Filter



# 利用“维普-EN”导入EndNote格式的txt



# 成功从维普数据库导入记录

The screenshot displays the EndNote X5 interface. The left sidebar shows the 'My Library' tree with 'Imported References' highlighted in red. The main pane shows a table with one reference entry. The preview pane at the bottom shows the full citation text for the selected reference.

Author	Year	Title	Journal	Ref T
吴小琴 宗瑞...	2010	石墨烯负载Pt催化剂的催化氧化发光...	物理化学学...	Jourr

Preview Search PDF & Quick Edit

[1] 吴小琴 宗瑞隆 牟豪杰, 朱., 石墨烯负载Pt催化剂的催化氧化发光性能. 物理化学学报 2010, (11), 3002-3008.

Showing 1 of 1 references in Group. (All References: 2) Hide Tab Pane

# 导入记录存在问题: 1.所有作者为一行

The screenshot shows the EndNote X5 interface. The main window displays a list of references with columns for Author, Year, Title, Journal, and Ref ID. The selected reference is:

Author	Year	Title	Journal	Ref ID
吴小琴 宗瑞...	2010	石墨烯负载Pt催化剂的催化氧化发光...	物理化学学...	Jourr

The detailed view of the selected reference shows the following fields:

- Reference Type: Journal Article
- Author: 吴小琴 宗瑞隆 牟豪杰, 朱永法| (highlighted with a red box and the text "正确写法: 一名一行")
- Year: 2010
- Title: 石墨烯负载Pt催化剂的催化氧化发光性能

At the bottom of the window, it says "Showing 1 of 1 references in Group. (All References: 2)" and "Hide Tab Pane".

# 导入记录存在问题: 2.所有关键词为一行

The screenshot shows the EndNote X5 interface. The main window displays a list of references with columns for Author, Year, Title, Journal, and Ref ID. The selected reference is by 吴小琴 and 宗瑞, published in 2010, with the title '石墨烯负载Pt催化剂的催化氧化发光...' and journal '物理化学学...'. Below the list, the 'Keywords' field is highlighted, showing '石墨烯 Pt纳米颗粒 催化氧化发光 一氧化碳 Pt负载量' on a single line. A red box around the text '正确写法: 一词一行' indicates the correct format for keywords. The 'Abstract' field below shows a paragraph of text.

Author	Year	Title	Journal	Ref ID
吴小琴 宗瑞...	2010	石墨烯负载Pt催化剂的催化氧化发光...	物理化学学...	Jourr

**Keywords**  
石墨烯 Pt纳米颗粒 催化氧化发光 一氧化碳 Pt负载量

**Abstract**  
利用溶胶固定化工艺合成了石墨烯负载Pt纳米颗粒的Pt/石墨烯催化剂.研究了分散在石墨烯上的Pt颗粒尺寸和负载量对CO催化发光性能的影响规律.探查了催化...

Showing 1 of 1 references in Group. (All References: 2)

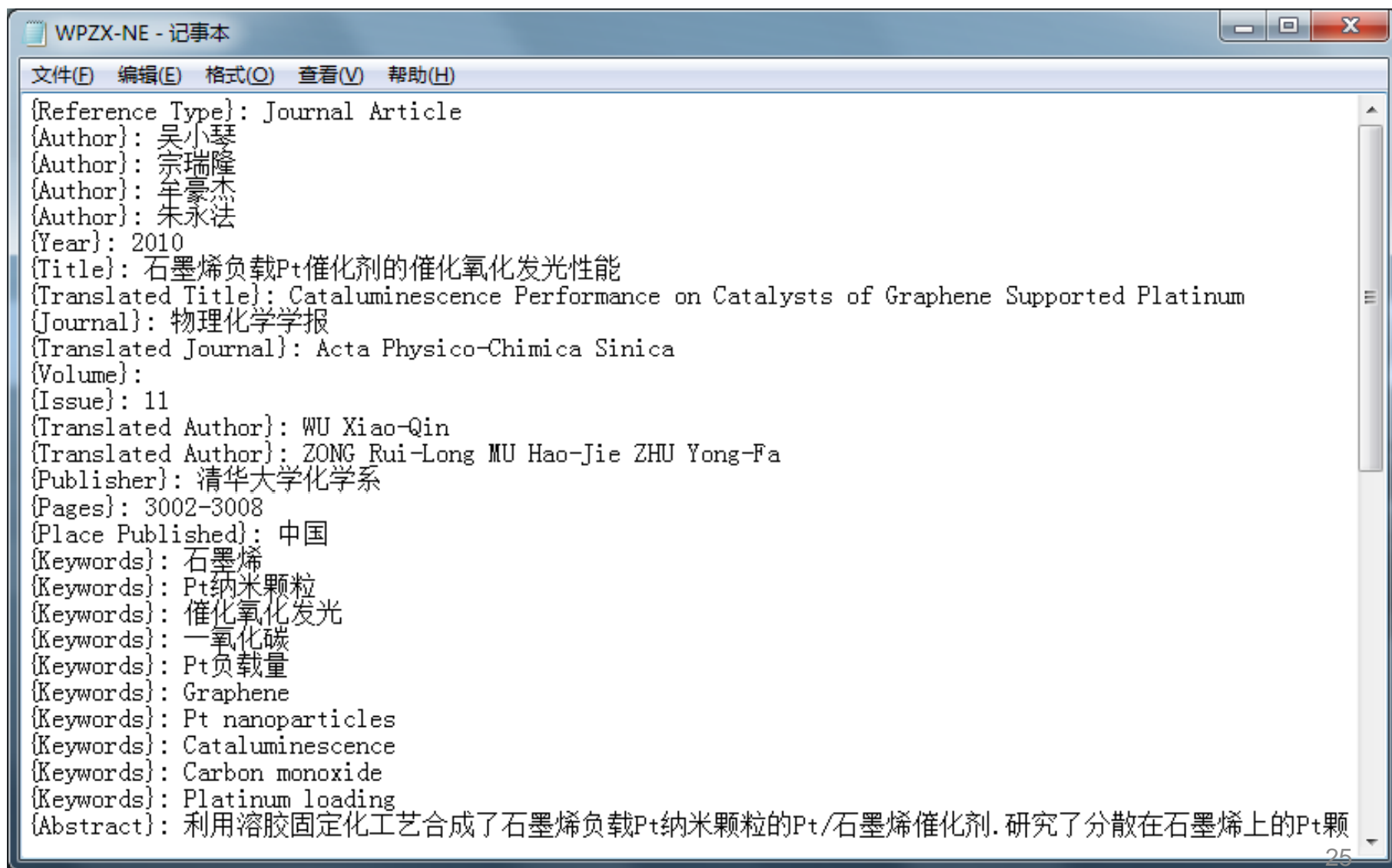
# 以NoteExpress格式将检索结果保存为txt

The screenshot shows the VIP database website interface. At the top, there is a navigation bar with links for '我的数据库 | 帮助 | 退出登录'. Below this is a secondary navigation bar with '首页', '传统检索', '高级检索', '分类检索', and '期刊导航'. The main content area features a '下载管理' (Download Management) dialog box. The dialog box contains the following elements:

- Header: 下载管理
- Status: 共有1条记录将要下载
- Download Content Selection (下载内容选择):
  - 概要显示
  - 文摘显示
  - 全记录显示
  - 引文标准格式显示
  - ENDNOTE格式 [使用帮助»](#)
  - NoteExpress格式 [使用帮助»](#)
  - 自定义输出
    - 题名  作者  刊名  机构
    - 文摘  ISSN  CN号  关键词
    - 分类号  馆藏号
- Buttons: A '下载' (Download) button with a folder icon and a '关闭窗口' (Close Window) button.



# 以NoteExpress格式输出记录的格式



# 建立适于导入NoteExpress格式txt的Filter

The image shows two windows side-by-side. The left window is EndNote X5, and the right window is a Notepad (记事本) window.

**EndNote X5 - [NEtoEN]**

File Edit References Groups Tools Window Help

... About This Filter  
... Templates  
... Author Parsing  
... Continuation Lines  
... Reference Type  
... Editor Parsing  
... Field Editing  
... MARC Records  
... Record Layout  
... Source Parsing

Templates

Reference Types:  Journal Article

Tag	Field(s)
{Title}:	Title
{Translated Title}:	Translated Title
{Author}:	Author
{Author Address}:	Author Address
{Place Published}:	{IGNORE}
{Journal}:	Journal
{Translated Journal}:	Alternate Journal
{Year}:	Year
{Volume}:	Volume
{Issue}:	Issue
{Pages}:	Pages
{Keyword}:	Keywords

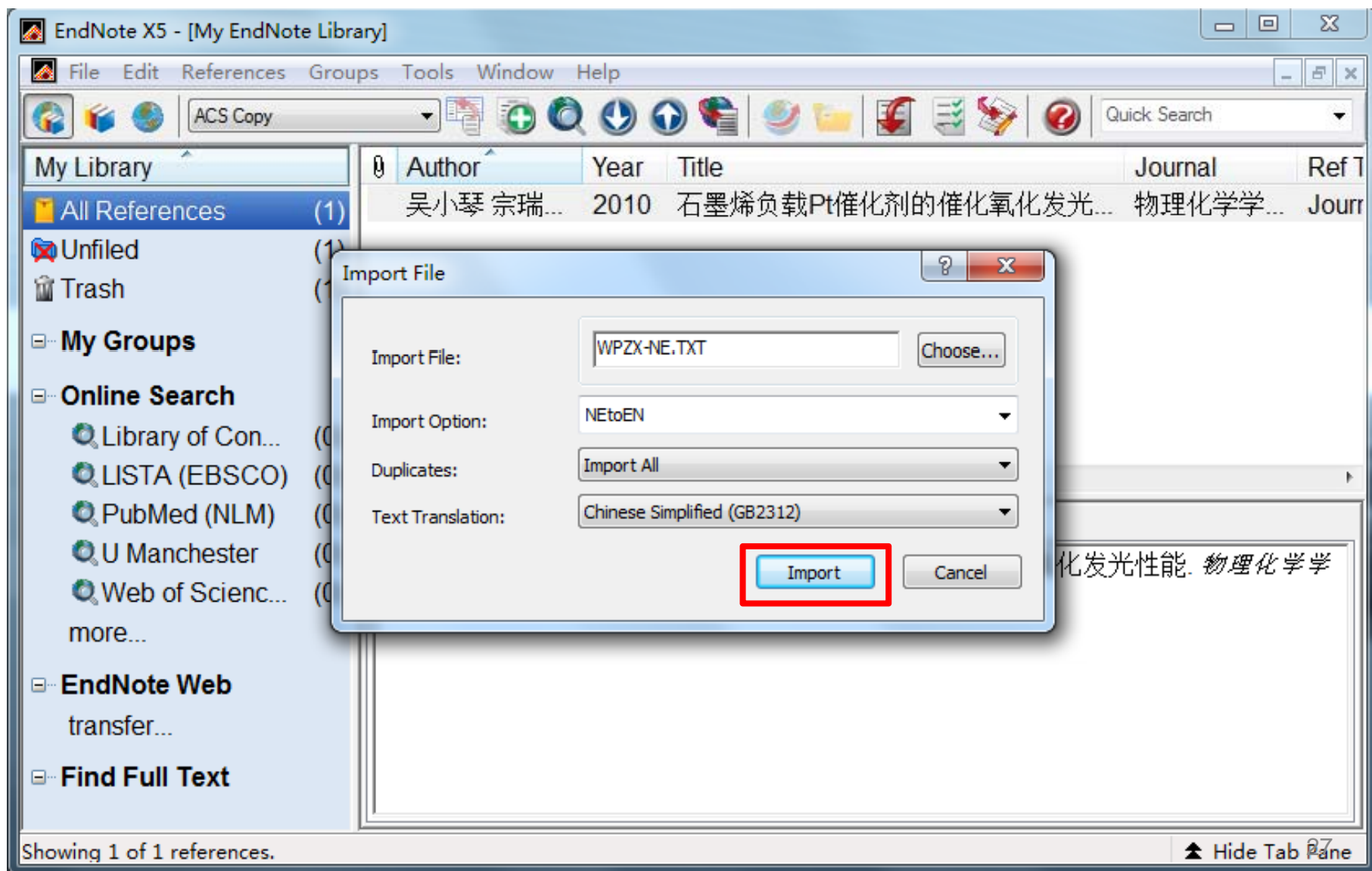
**WPZX-NE - 记事本**

文件(E) 编辑(E) 格式(O) 查看(V) 帮助(H)

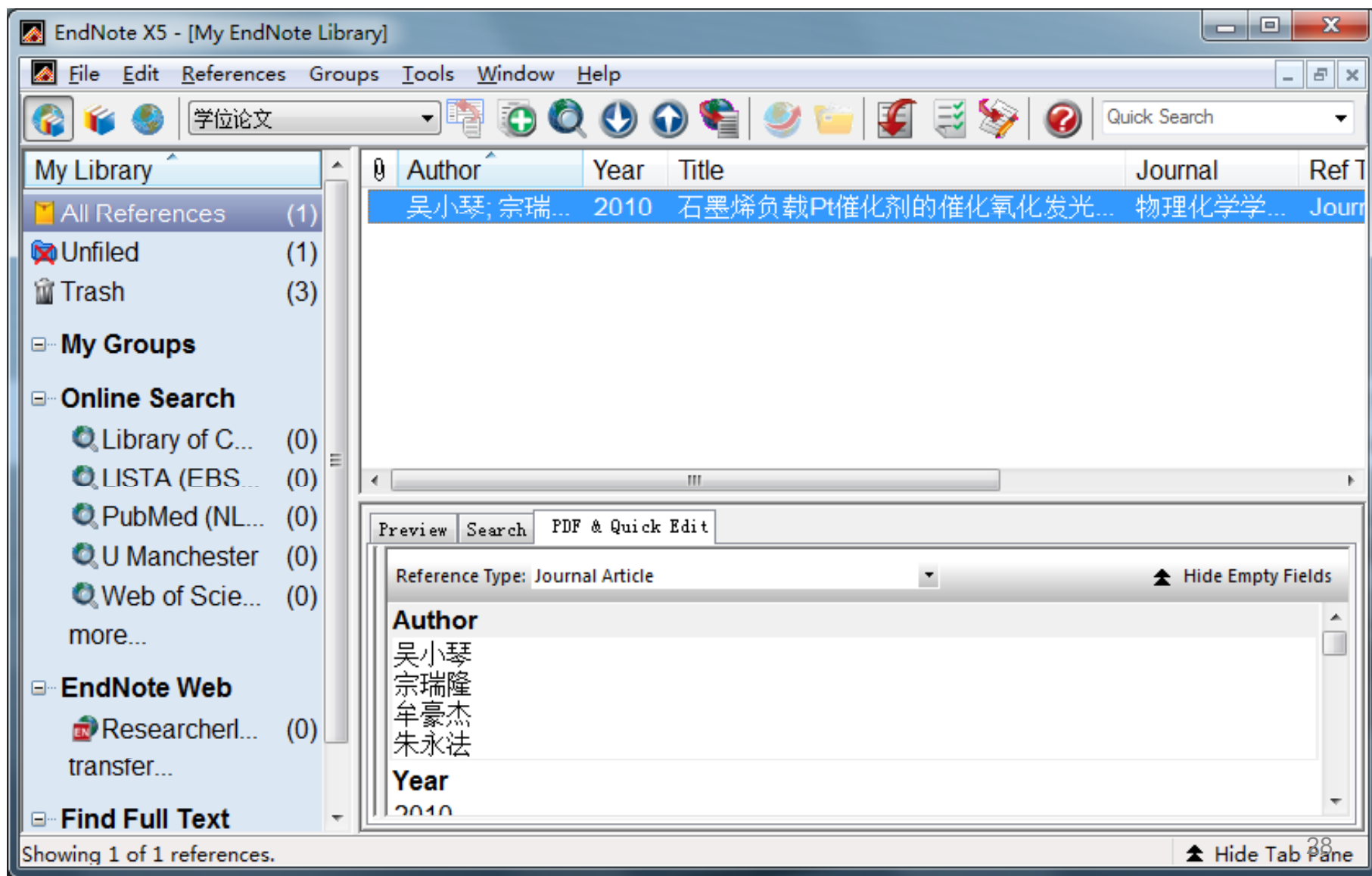
```
{Reference Type}: Journal Article
{Author}: 吴小琴
{Author}: 宗瑞隆
{Author}: 牟豪杰
{Author}: 朱永法
{Year}: 2010
{Title}: 石墨烯负载Pt催化剂的催化氧化发光性能
{Translated Title}: Cataluminescence
Performance on Catalysts of Graphene
Supported Platinum
{Journal}: 物理化学学报
{Translated Journal}: Acta Physico-Chimica
Sinica
{Volume}:
{Issue}: 11
{Translated Author}: WU Xiao-Qin
{Translated Author}: ZONG Rui-Long MU Hao-Jie
ZHU Yong-Fa
{Publisher}: 清华大学化学系
{Pages}: 3002-3008
{Place Published}: 中国
{Keywords}: 石墨烯
{Keywords}: Pt纳米颗粒
{Keywords}: 催化氧化发光
{Keywords}: 一氧化碳
{Keywords}: Pt负载量
{Keywords}: Graphene
{Keywords}: Pt nanoparticles
{Keywords}: Cataluminescence
```

26

# 利用“NEtoEN”导入NoteExpress格式的txt



# 成功从维普数据库导入格式正确的记录



# Filter编制小结

- ◆ 根据txt文档中的格式编写**Templates**，建立记录中字段标识与EndNote字段名之间的关联
- ◆ **调整**Filter中的其他设置，并保存Filter
- ◆ 记录成功导入到EndNote后，**检查**各字段内容是否正确无误
- ◆ 针对出现的问题**修改**Filter，或下载其他格式的txt文档并编制新的Filter

# 提纲

- ◆ Filter编制

以维普数据库为例

- ◆ Output Style建立

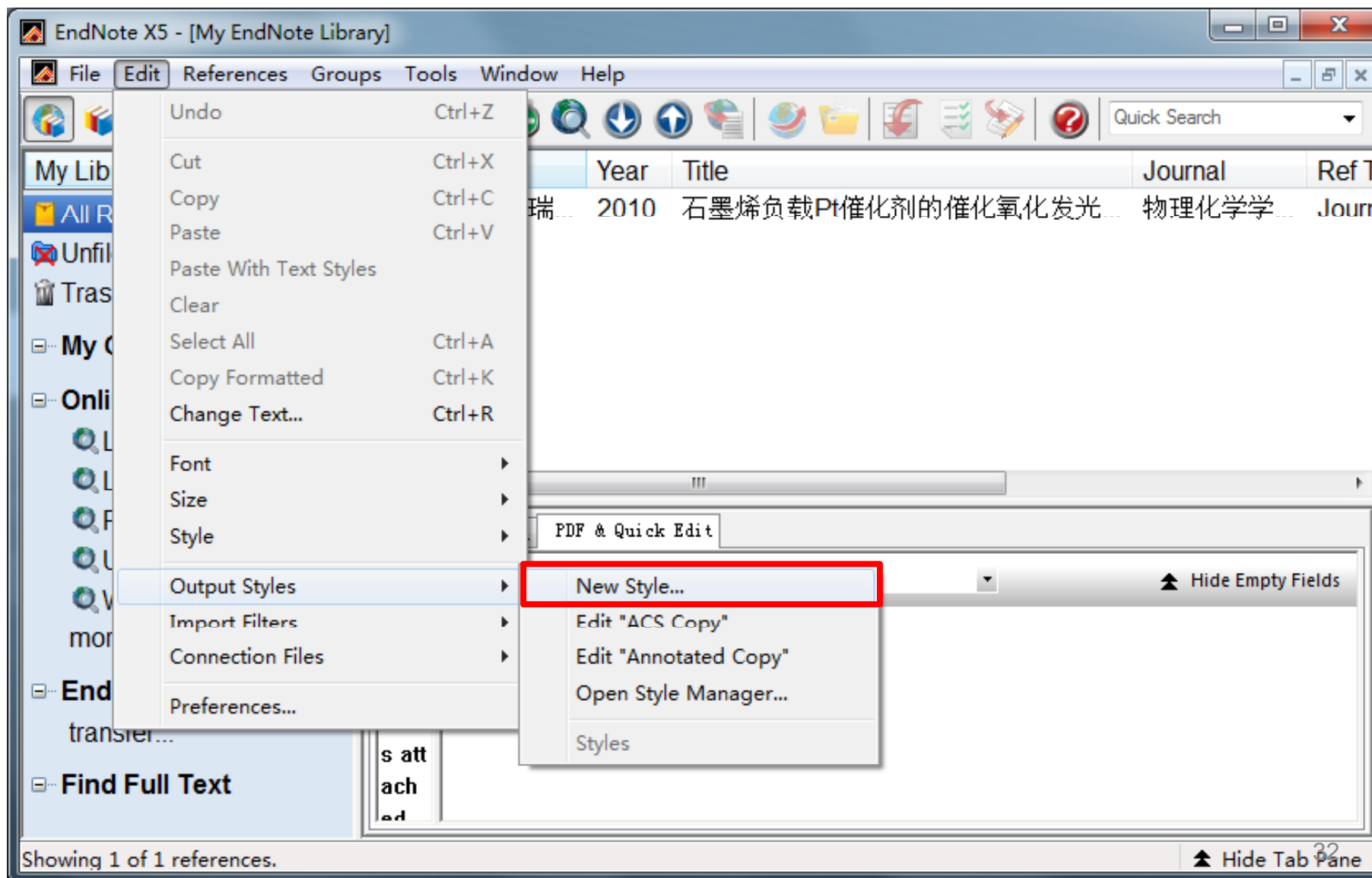
以GB/T 7714-2005文后参考文献著录规则为例

- ◆ 其他小技巧

# GB/T 7714-2005文后参考文献著录规则

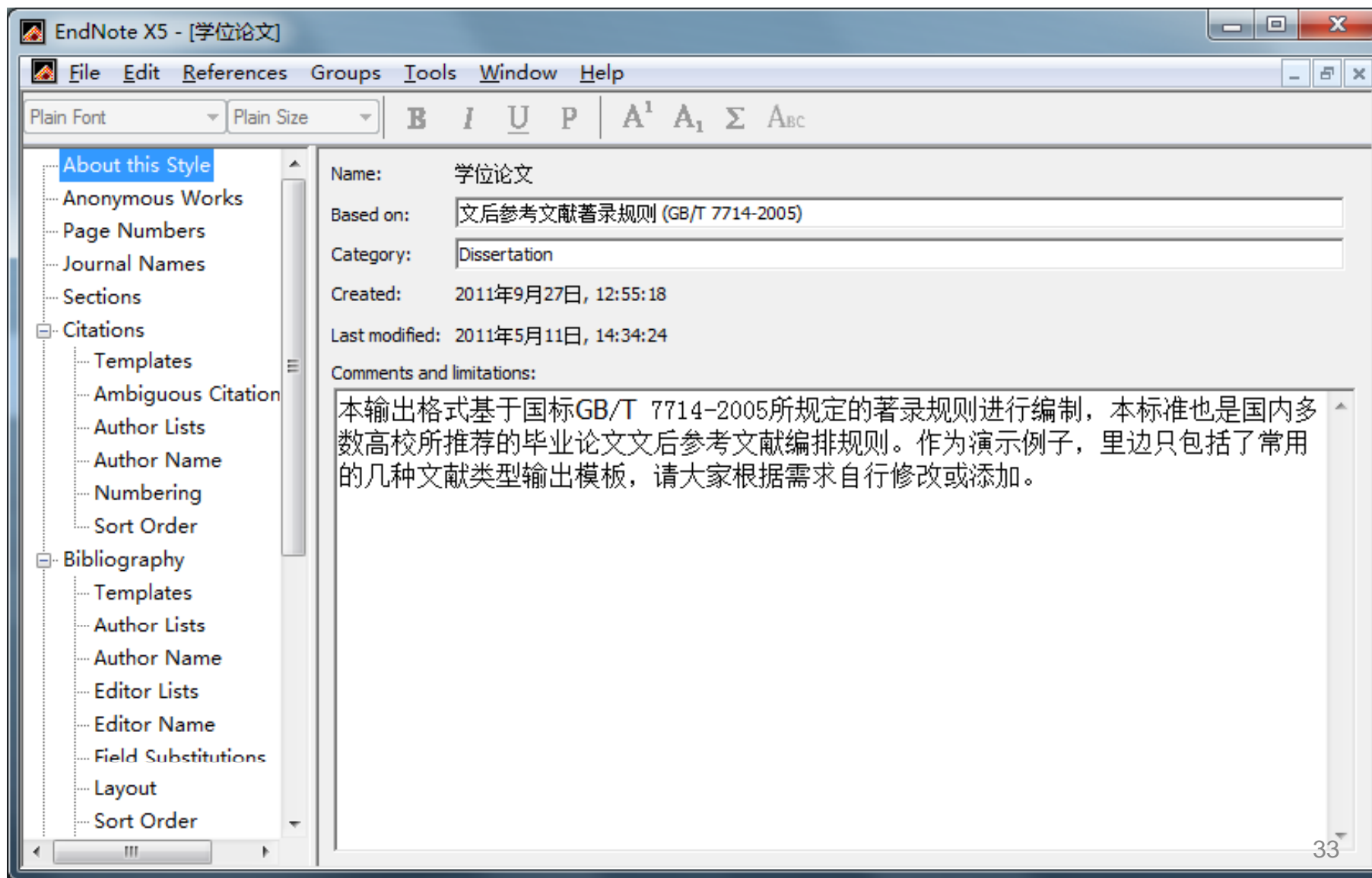
1. 著作: 作者. 题名 [M]. 版本项. 出版地: 出版者, 出版年: 起-止页码.
2. 期刊: 作者. 题名 [J]. 来源, 出版年, 卷(期): 起-止页码.
3. 会议录: 作者. 题名 [C]. 会议名, 会议地, 出版年: 起-止页码.
4. 学位论文: 作者. 论文名 [D]: [博士/硕士]. 授予单位所在地: 授予单位, 授予年: 起-止页码.
5. 报告: 发布者. 报告名 [R]. 出版地: 出版者, 出版年: 起-止页码.
6. 标准: 发布单位. 标准代号 标准名称 [S]. 出版地: 出版者, 出版年: 起-止页码.
7. 专利: 发明人或专利权人. 专利名: 专利号 [P]. 公告或公开日.

# 根据GB/T 7714-2005建立Output Style

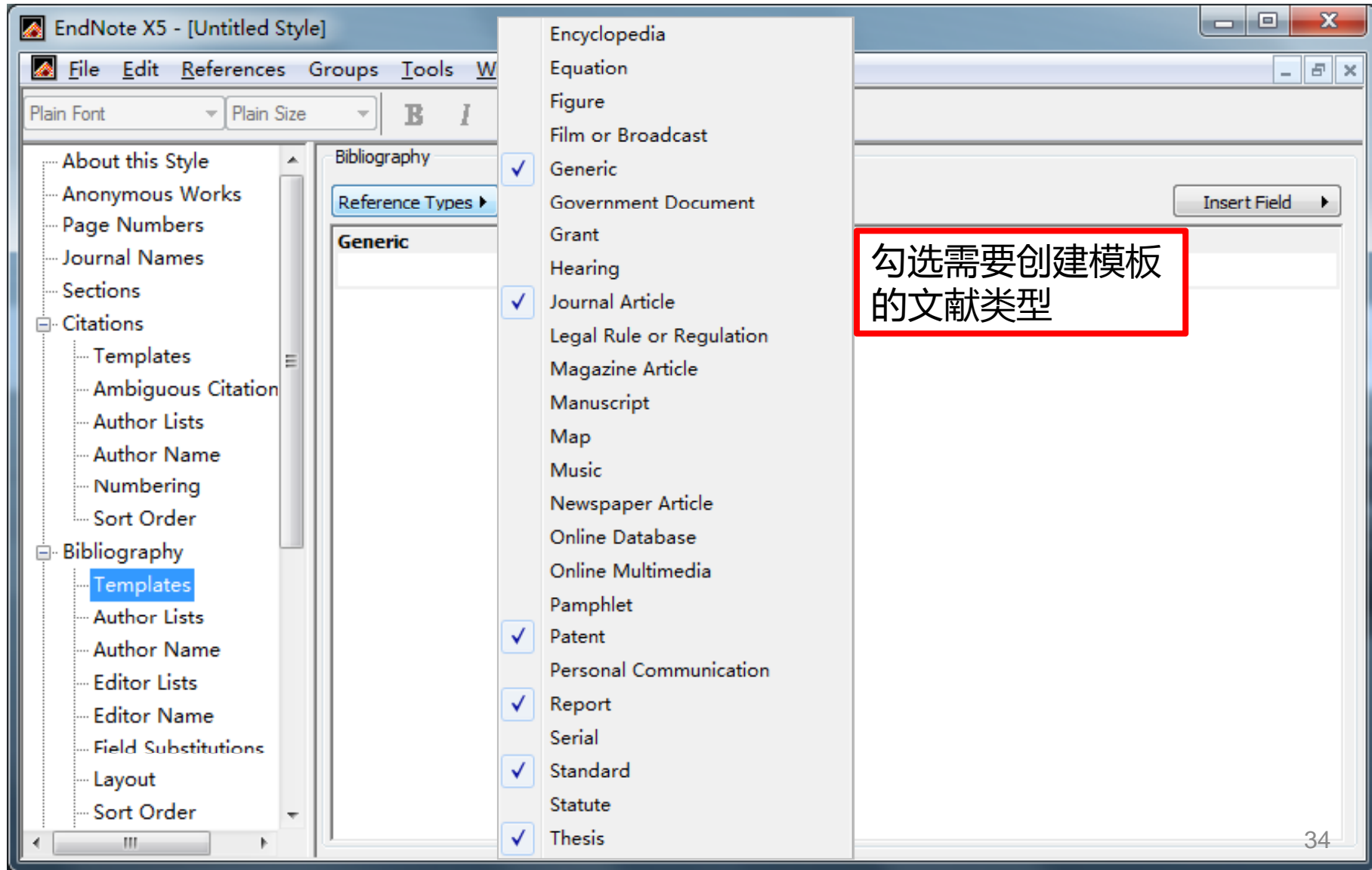




# 新建Output Style的说明页



# 新建O.S.的关键: 1.创建参考文献模板



# 按照要求排列字段并添加标点及分隔符

The screenshot shows the EndNote X5 software interface. The main window is titled "EndNote X5 - [Untitled Style]". The menu bar includes File, Edit, References, Groups, Tools, Window, and Help. The toolbar shows various formatting options like Bold (B), Italic (I), Underline (U), Paragraph (P), and mathematical symbols. The left sidebar contains a tree view with categories like Citations and Bibliography. The main area displays the "Bibliography" field list, which includes options like Generic, Book, Thesis, Report, Standard, and Patent. A context menu is open over the "Author" field, listing various fields such as "Forced Separation", "Link Adjacent Text", "Singular/Plural", "Record Number", "Reference Type", "Author", "Year", "Title", "Series Editor", "Series Title", "Place Published", "Publisher", "Volume", "Number of Volumes", "Series Volume", "Number of Pages", "Pages", "Editor", "Edition", "Date", "Type of Work", "Translator", "Short Title", and "Abbreviation".

著作格式: 作者. 题名 [M]. 版本项.  
出版地: 出版者, 出版年: 起-止页码.

35

# 著作类模板编排成功

End of Paragraph  
Tab  
Forced Separation  
Link Adjacent Text  
Singular/Plural

Plain Font Plain Size B I U P A<sup>1</sup> A<sub>1</sub> Σ A<sub>BC</sub>

About this Style  
Anonymous Works  
Page Numbers  
Journal Names  
Sections  
Citations  
Templates  
Ambiguous  
Author Lists  
Author Name  
Numbering  
Sort Order  
Bibliography  
Templates  
Author Lists  
Author Name  
Editor Lists  
Editor Name  
Field Substitutions  
Layout  
Sort Order

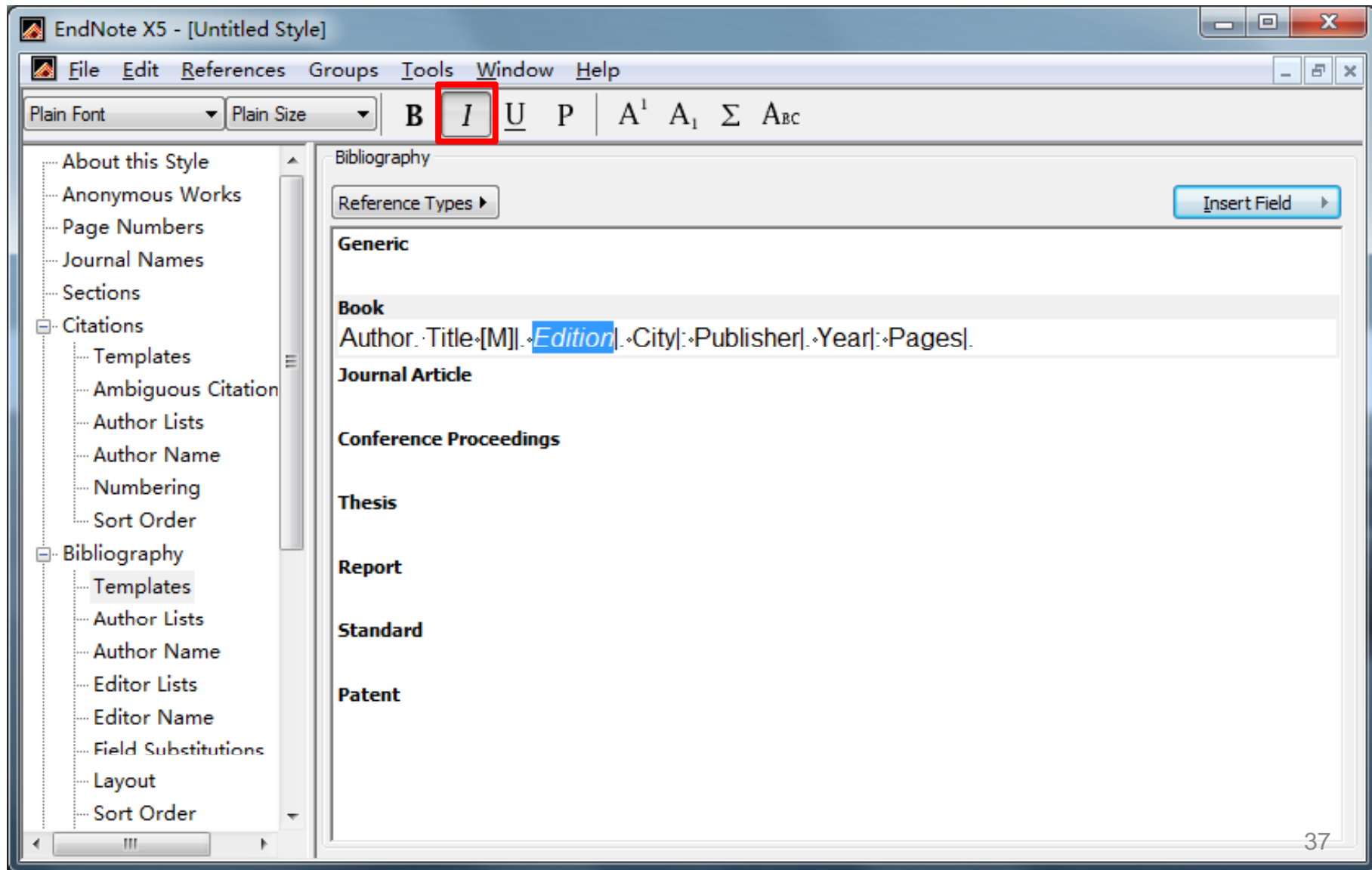
Bibliography  
Reference Types  
Generic  
Book  
Author. Title.[M]. Edition|. City|. Publisher|. Year|. Pages|. |  
Conference Proceedings  
Thesis  
Report  
Standard  
Patent

著作要求: 作者. 题名 [M]. 版本项. 出版地: 出版者, 出版年: 起-止页码.

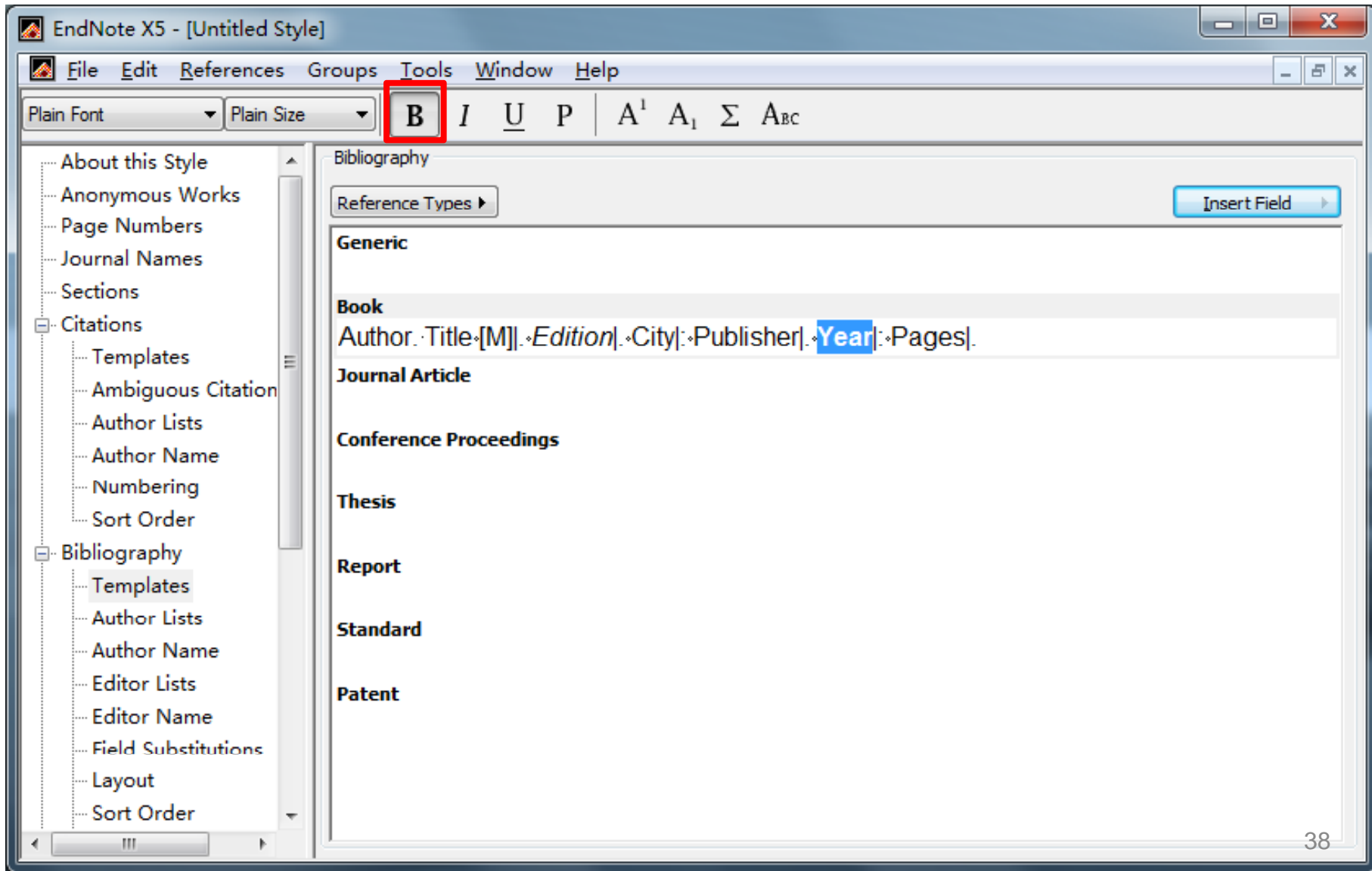
特殊格式符号的用法详见help文件：  
1. Volume:Issue  
加入强制分隔符 Volume|:Issue  
2. vol Volume  
加入相邻文本连接符vol◇Volume

36

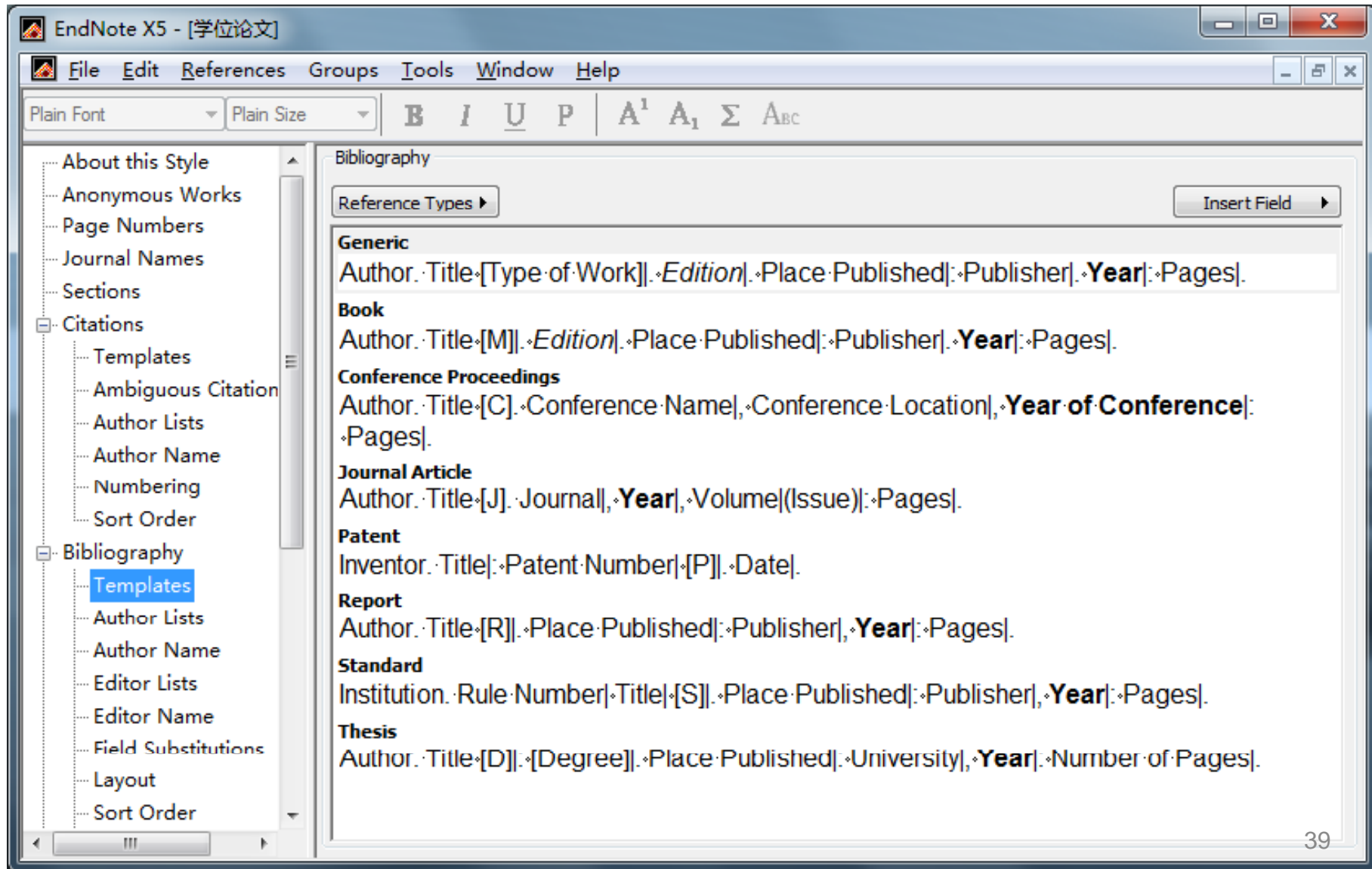
# 修改字段的字体: 将Edition设为斜体



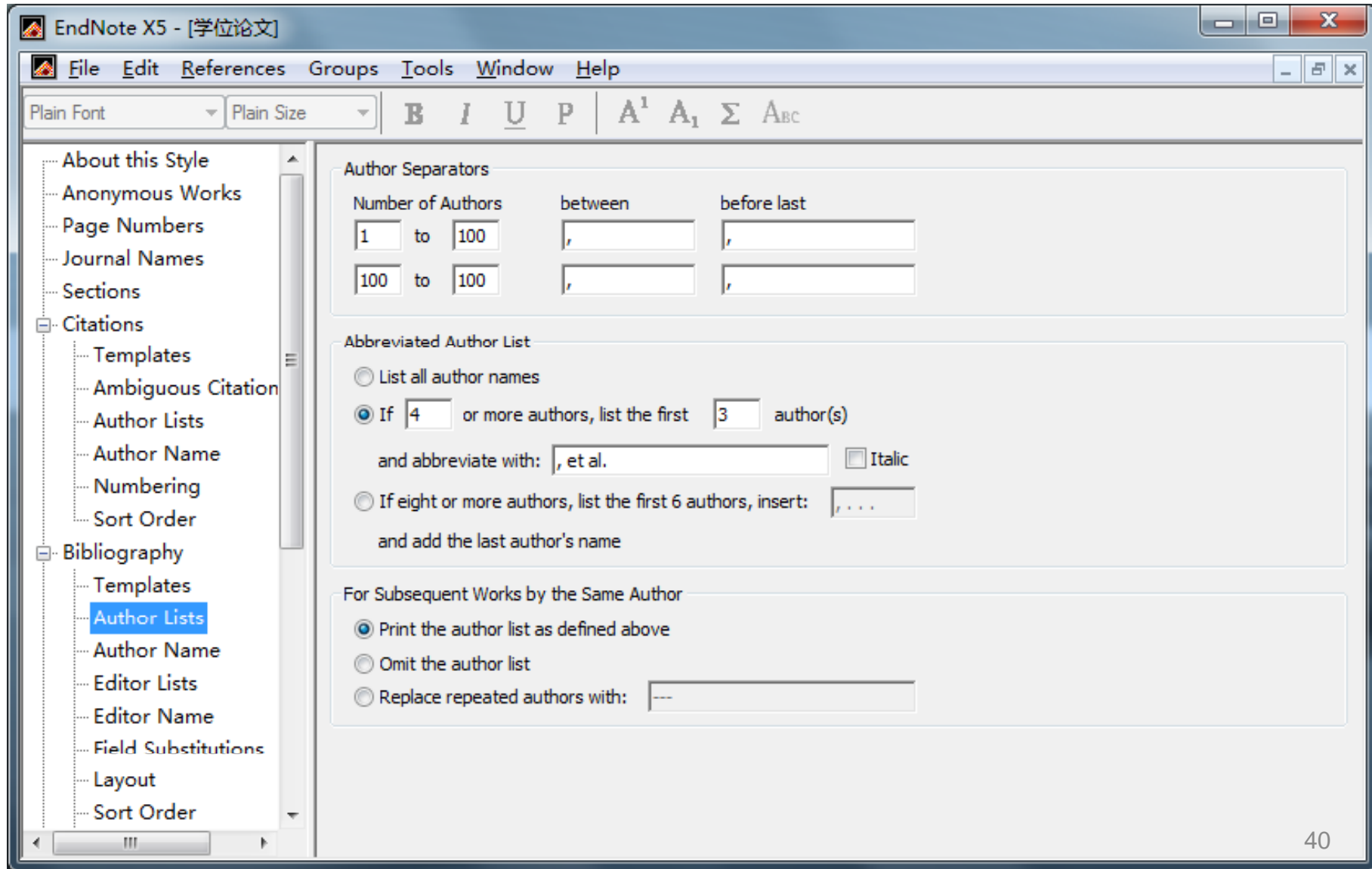
# 修改字段的字体: 将Year设为粗体



# 7种类型参考文献输出模板编排完成

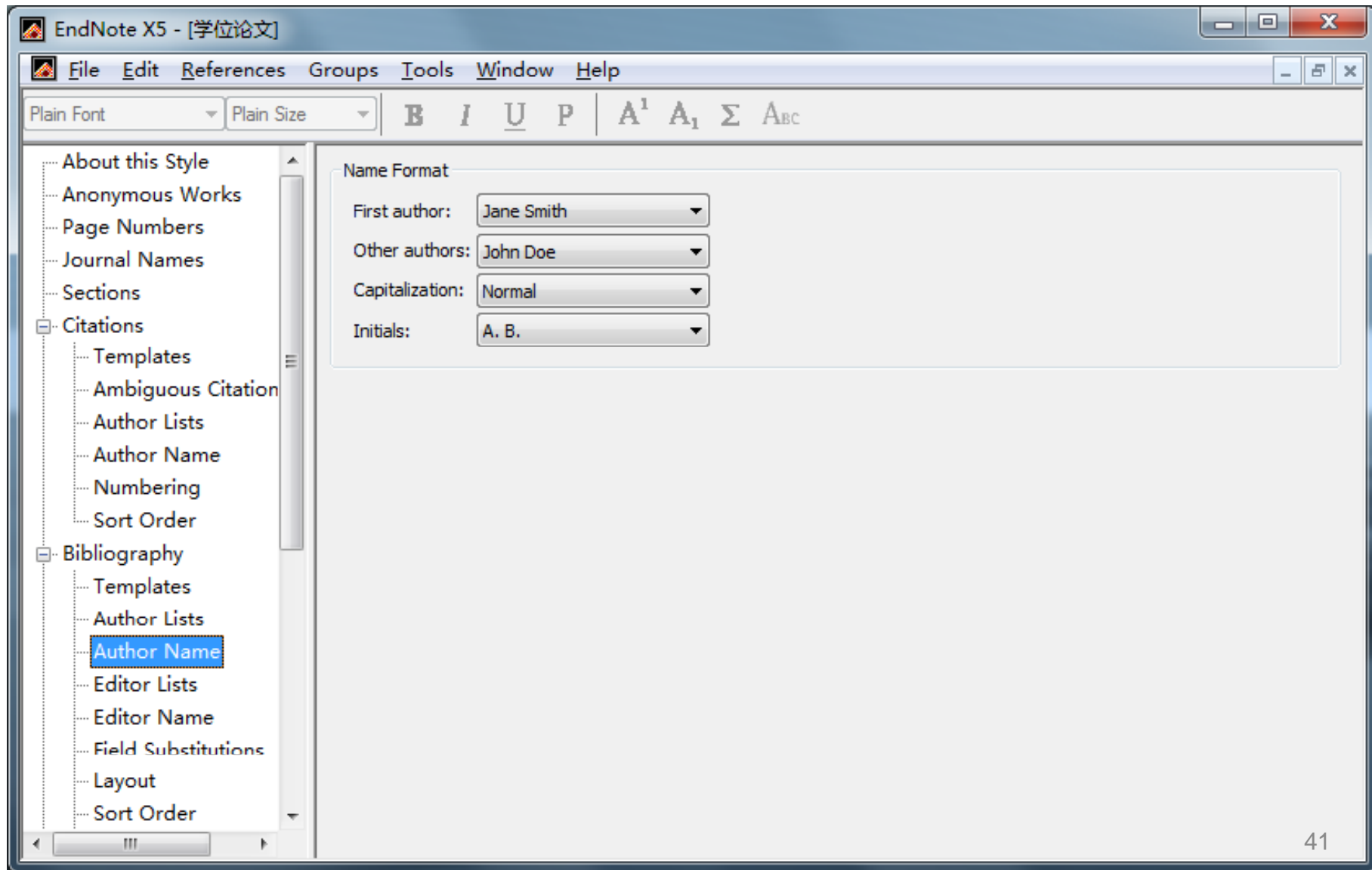


# 设置作者列表的格式

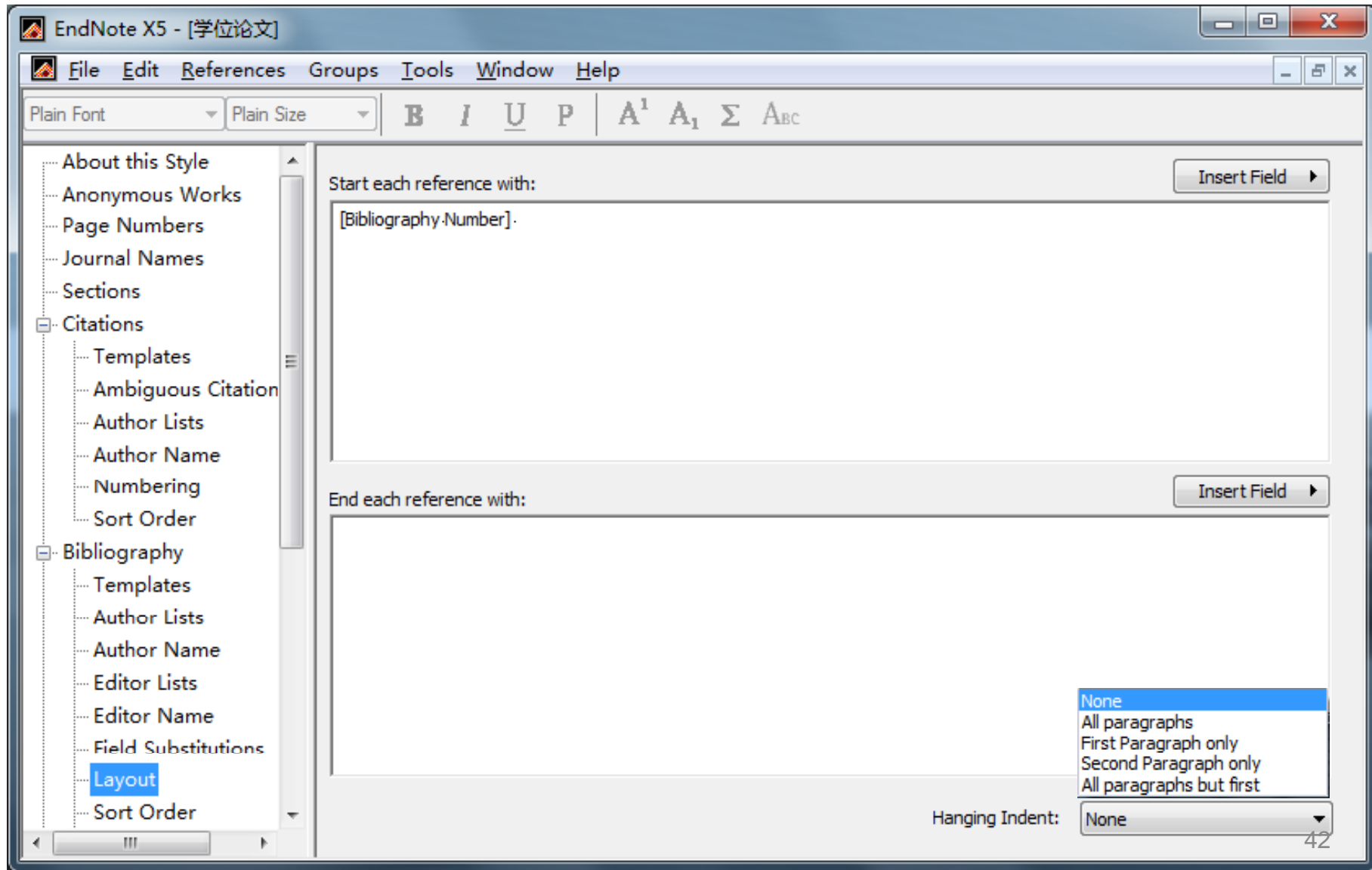




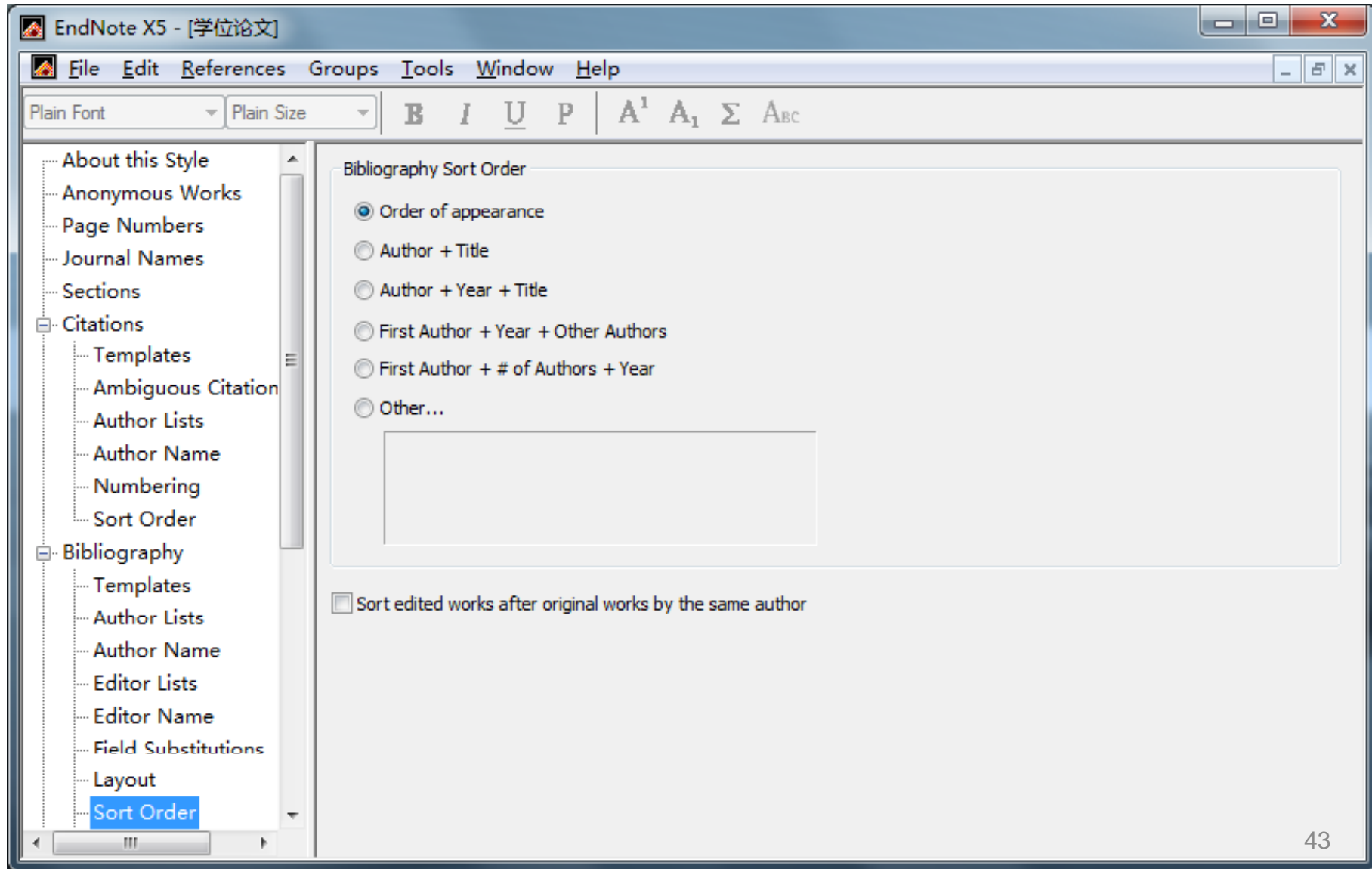
# 设置作者名的格式



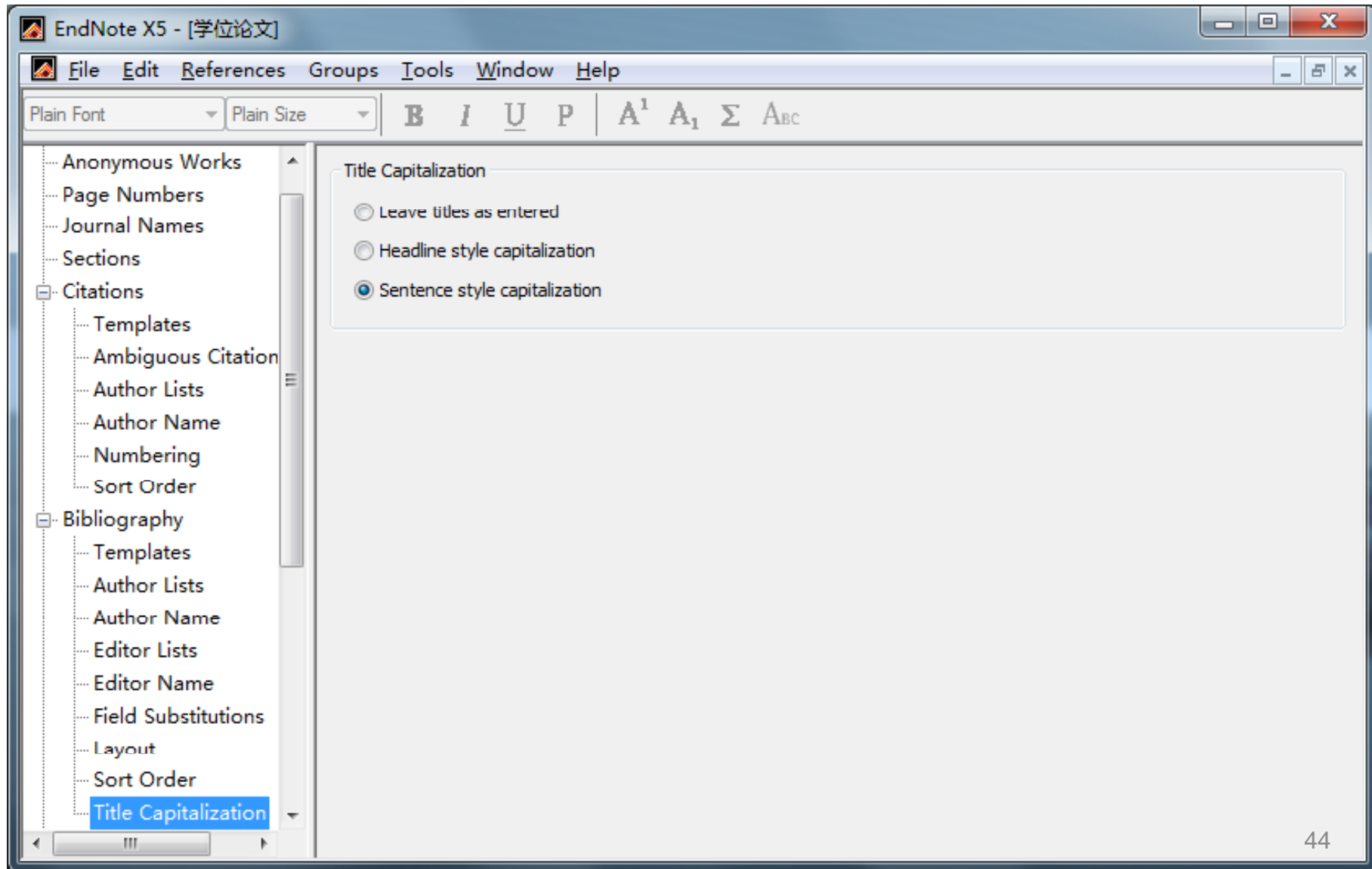
# 设置参考文献前、后及缩进的格式



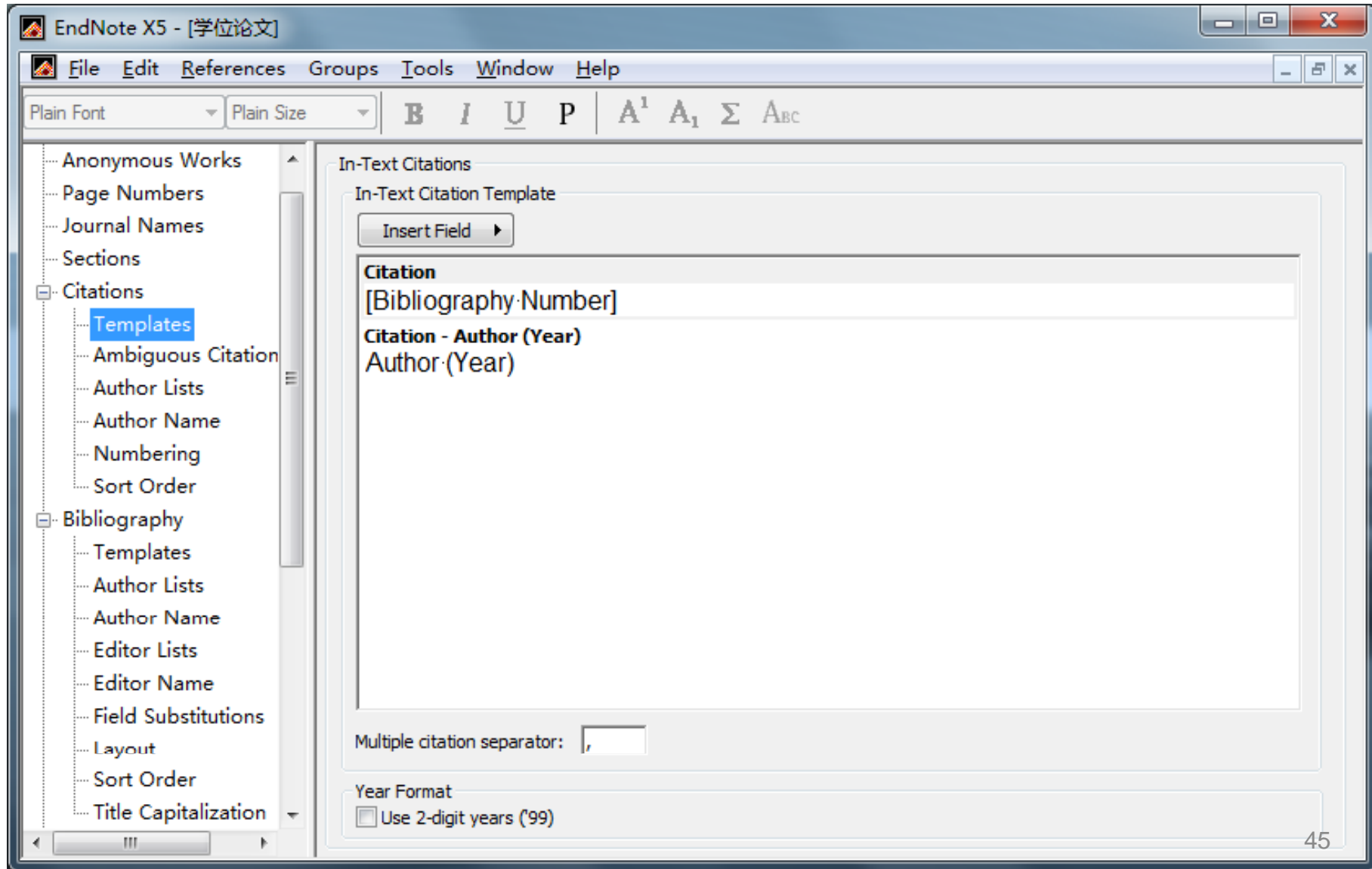
# 设置参考文献排序依据



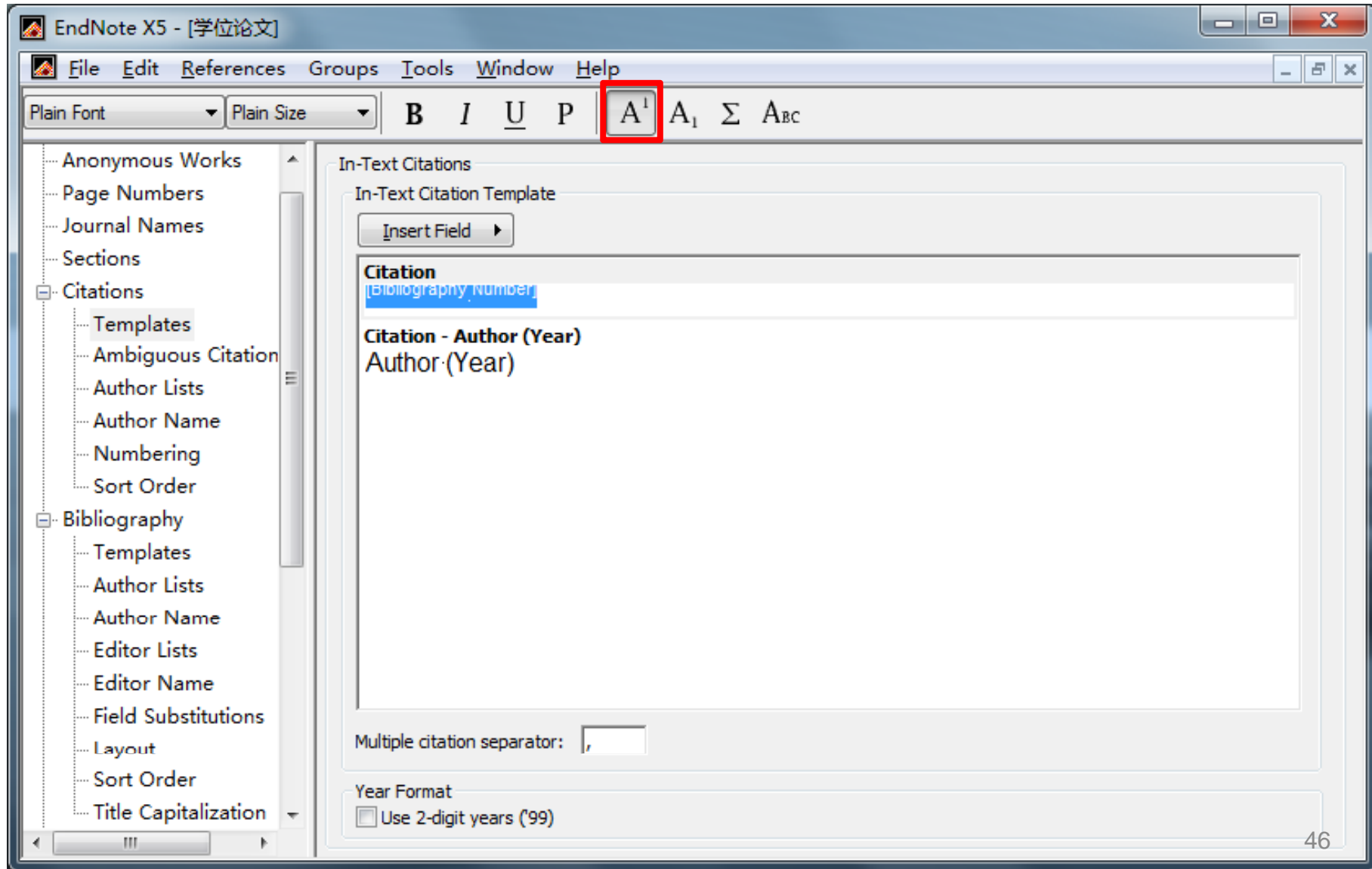
# 设置参考文献标题的格式



# 新建O.S.的关键: 2.创建引用模板



# 将引用标记字体设为上标



# 设置引文编号的格式

The screenshot shows the EndNote X5 software interface. The left sidebar contains a tree view with 'Citations' expanded, and 'Numbering' selected. The main window displays the 'All References' and 'Grouped References' settings. The 'All References' section has a checked box for 'Use ranges for consecutive citations (e.g. 1-3 or 1a-f)'. The 'Grouped References' section has an unchecked box for 'Use one number for references cited together'. Below these settings is a text input field for 'Separate in bibliography with:' containing a semicolon ';'. A red box highlights a preview of the citation format:

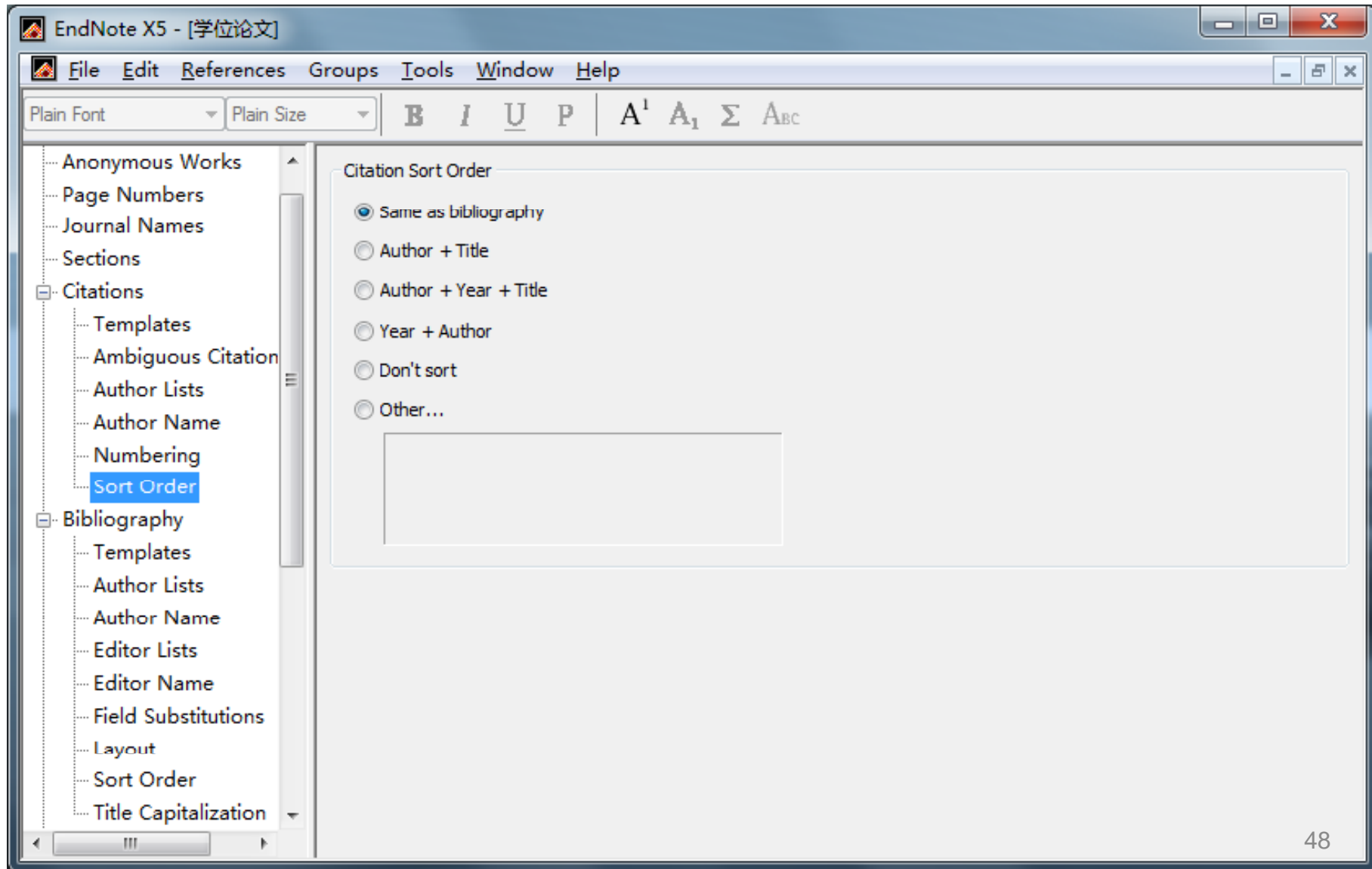
(17) (a) Barra, M.; Chen, N. *J. Org. Chem.* 2000, 65, 5739. (b) Chen, N.; Barra, M.; Lee, I.; Chahal, N. *J. Org. Chem.* 2002, 67, 2271. (c) Fu, J.; Lau, K.; Barra, M. *J. Org. Chem.* 2009, 74, 1770. (d) Zhang, H.; Barra, M. *J. Phys. Org. Chem.* 2005, 18, 498.

(18) (a) Campeau, L.-C.; Parisien, M.; Fagnou, K. *J. Am. Chem. Soc.* 2004, 126, 9186. (b) Leblanc, M.; Fagnou, K. *Org. Lett.* 2005, 7, 2849. (c) Huang, C.; Gevorgyan, V. *Org. Lett.* 2010, 12, 2442. (d) Hughes, C. C.; Trauner, D. *Angew. Chem., Int. Ed.* 2002, 41, 1569.

dx.doi.org/10.1021/ja2007438 | *J. Am. Chem. Soc.* 2011, 133, 6868–6870

47

# 设置引文排序依据





# 利用Footnotes在脚注生成参考文献

EndNote X5 - [学位论文]

File Edit References Groups Tools Window Help

Plain Font Plain Size **B** *I* U P A<sup>1</sup> A<sub>1</sub> Σ ABC

Format citations in footnotes: Same as bibliography

Include citations in bibliography

Multiple Citation separator: ,

When using the short form, include the title field only when needed to disambiguate a citation

not to be cytotoxic even if they are effectively internalized by human fibroblast cells.<sup>46</sup> We speculate that the low cytotoxicity of such particles could be attributed to the free radical

---

(53) Lotti, L. V.; Hand, A. R. *Cell Tissue Res.* **1989**, 255 (2), 333–342.

(54) Gire, V.; Kostrouch, Z.; Bernier-Valentin, F.; Rabilloud, R.; Munari-Silem, Y.; Rousset, B. *Endocrinology* **1996**, 137, 522–532.

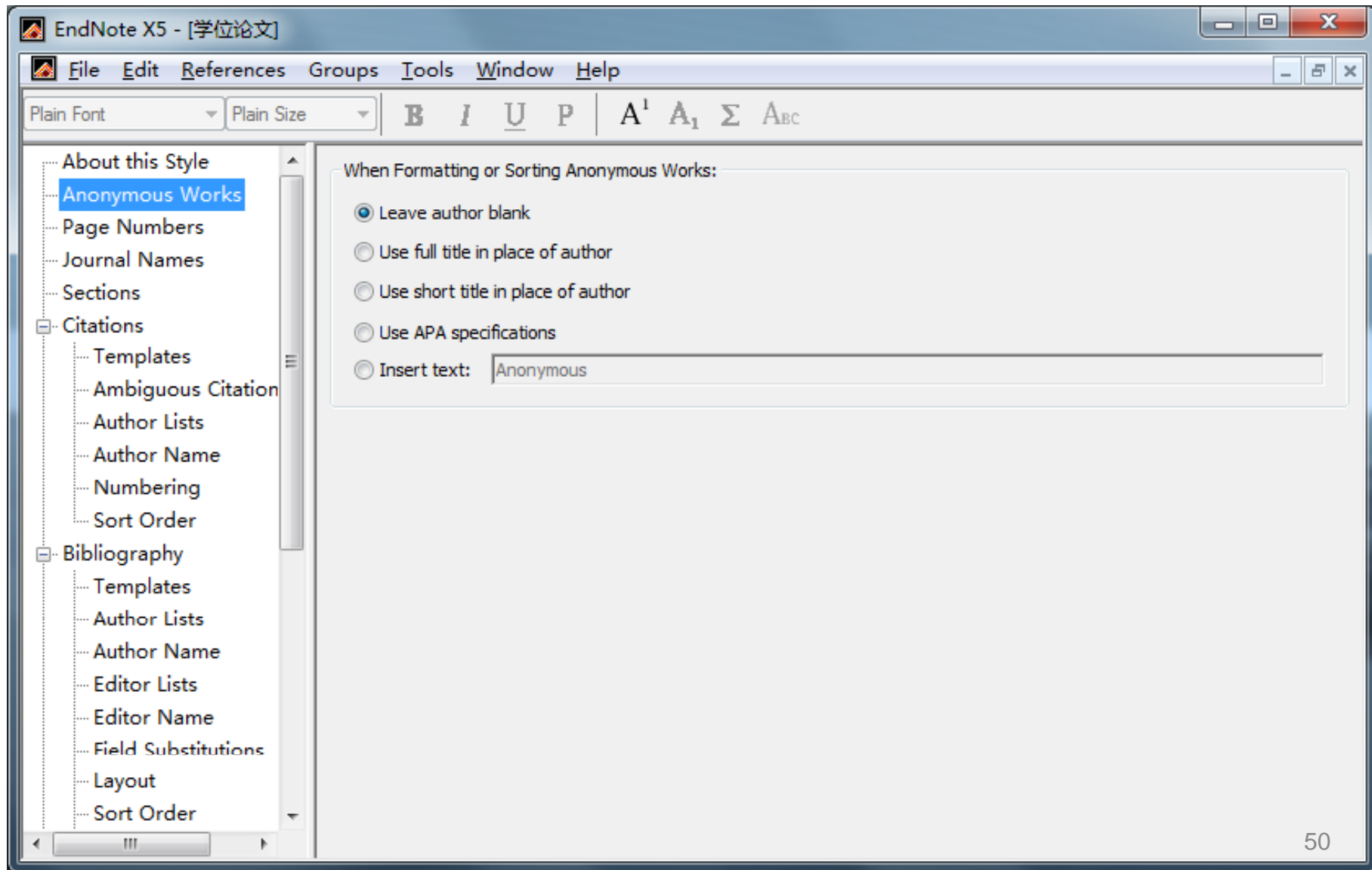
(55) Garduño, R. A.; Garduño, E.; Hoffman, P. S. *Infect. Immun.* **1998**, 66 (10), 4602–4610.

(56) Goluszko, P.; Selvarangan, R.; Popov, V.; Pham, T.; Wen, J. W.; Singhal, J. *Infect. Immun.* **1999**, 67 (8), 3989–3997.

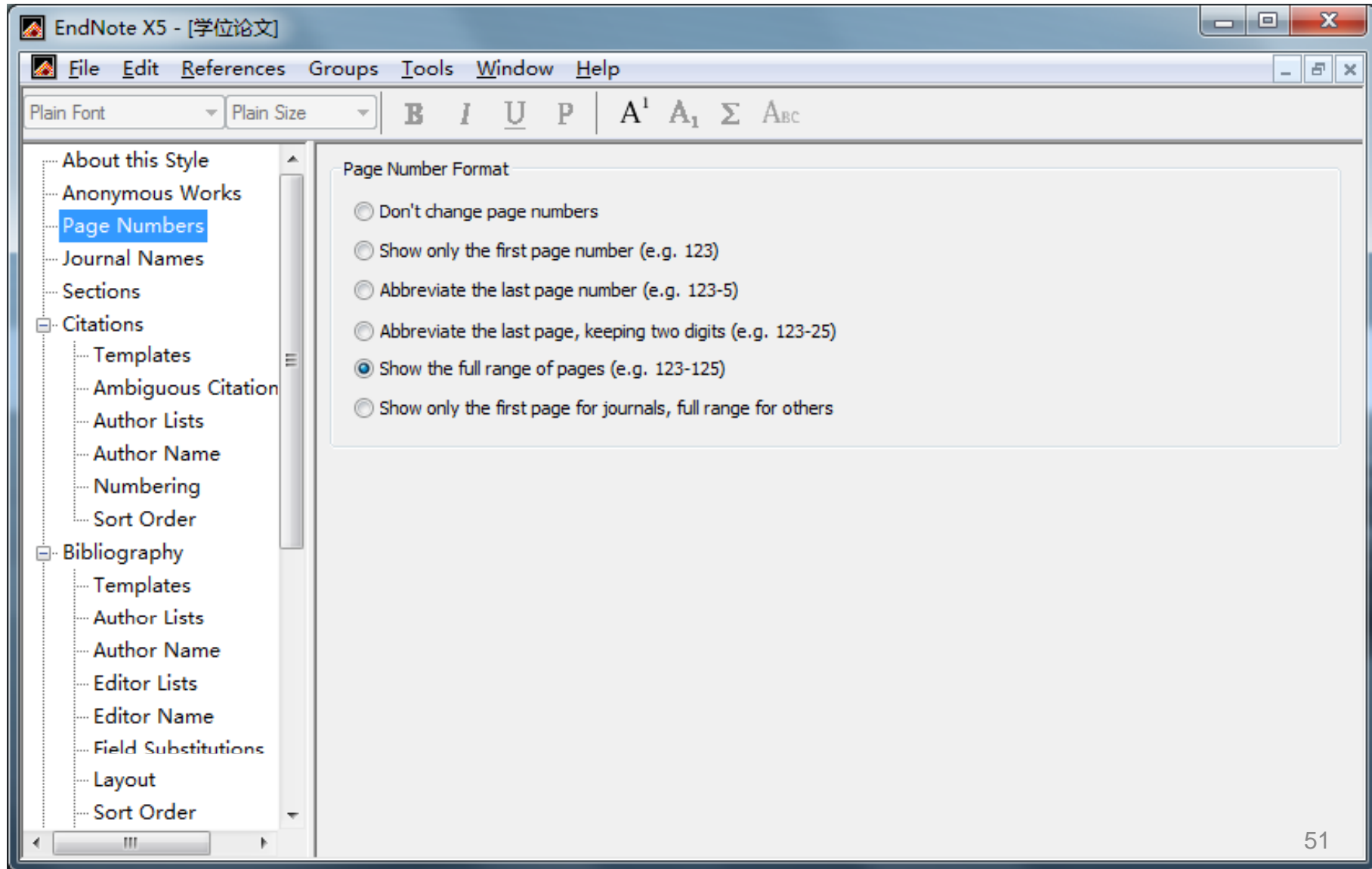
**40 J. AM. CHEM. SOC.** ■ VOL. 133, NO. 1, 2011

49

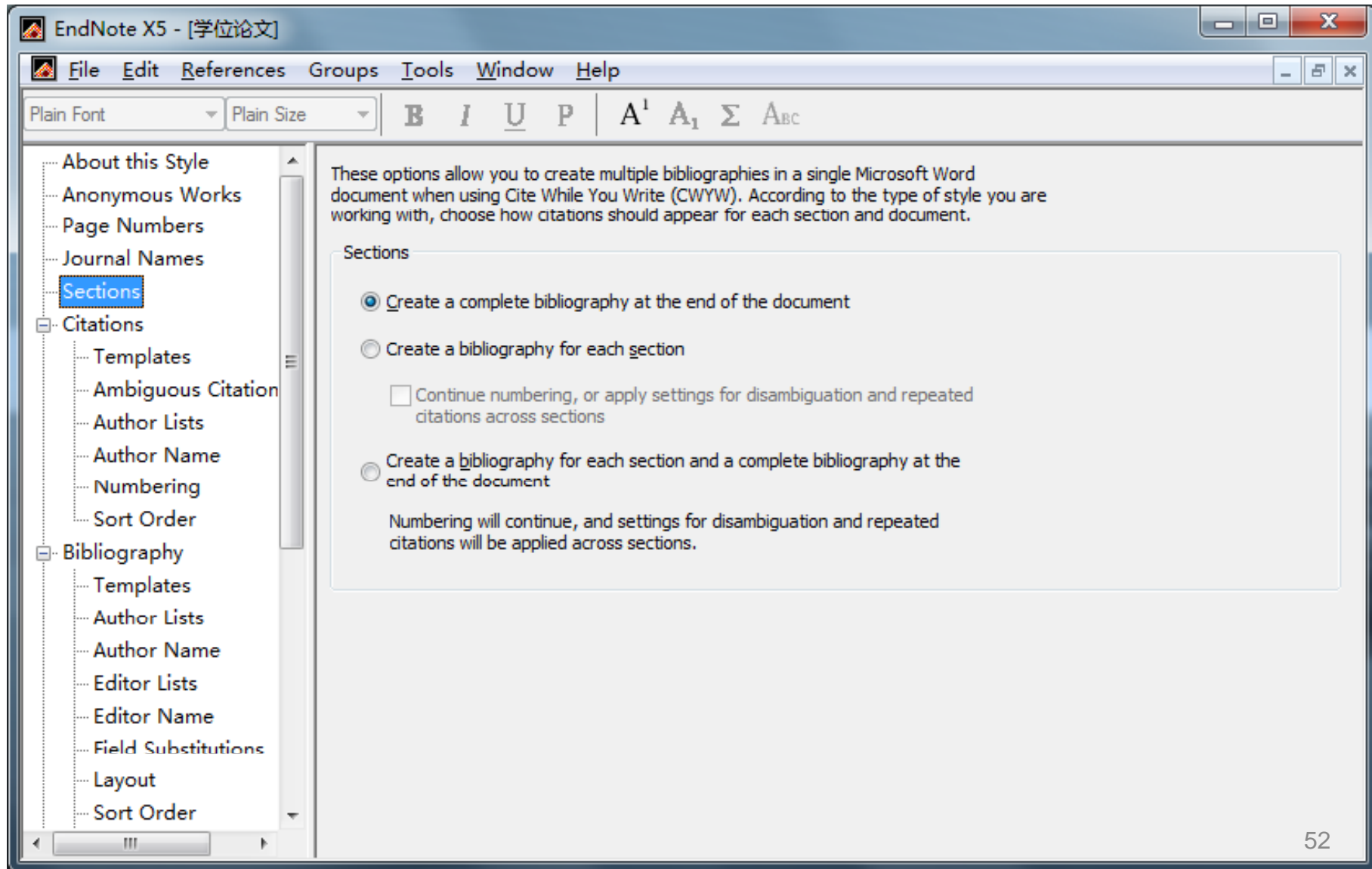
# 设置匿名作品的作者格式



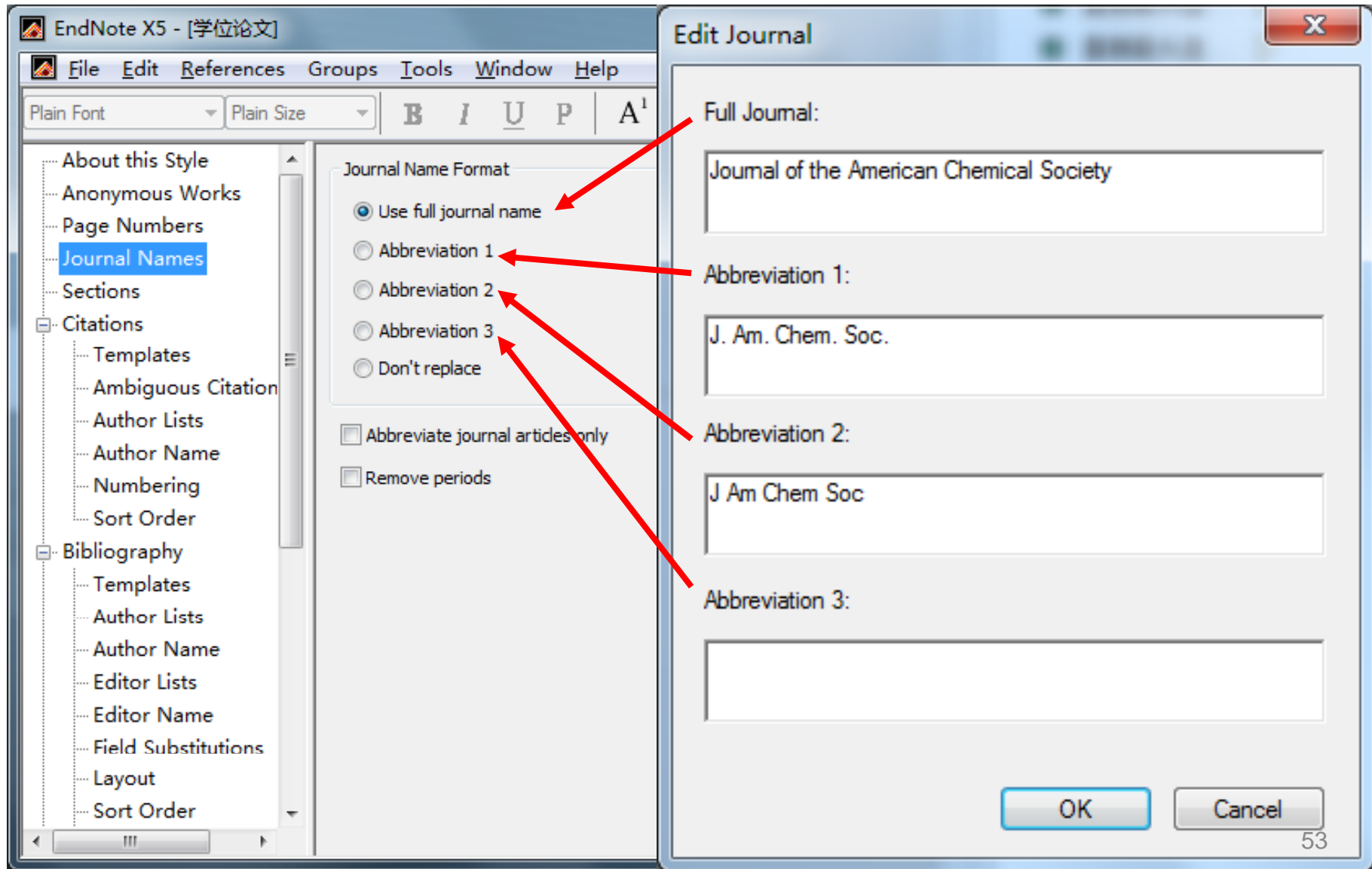
# 设置参考文献中页码的格式



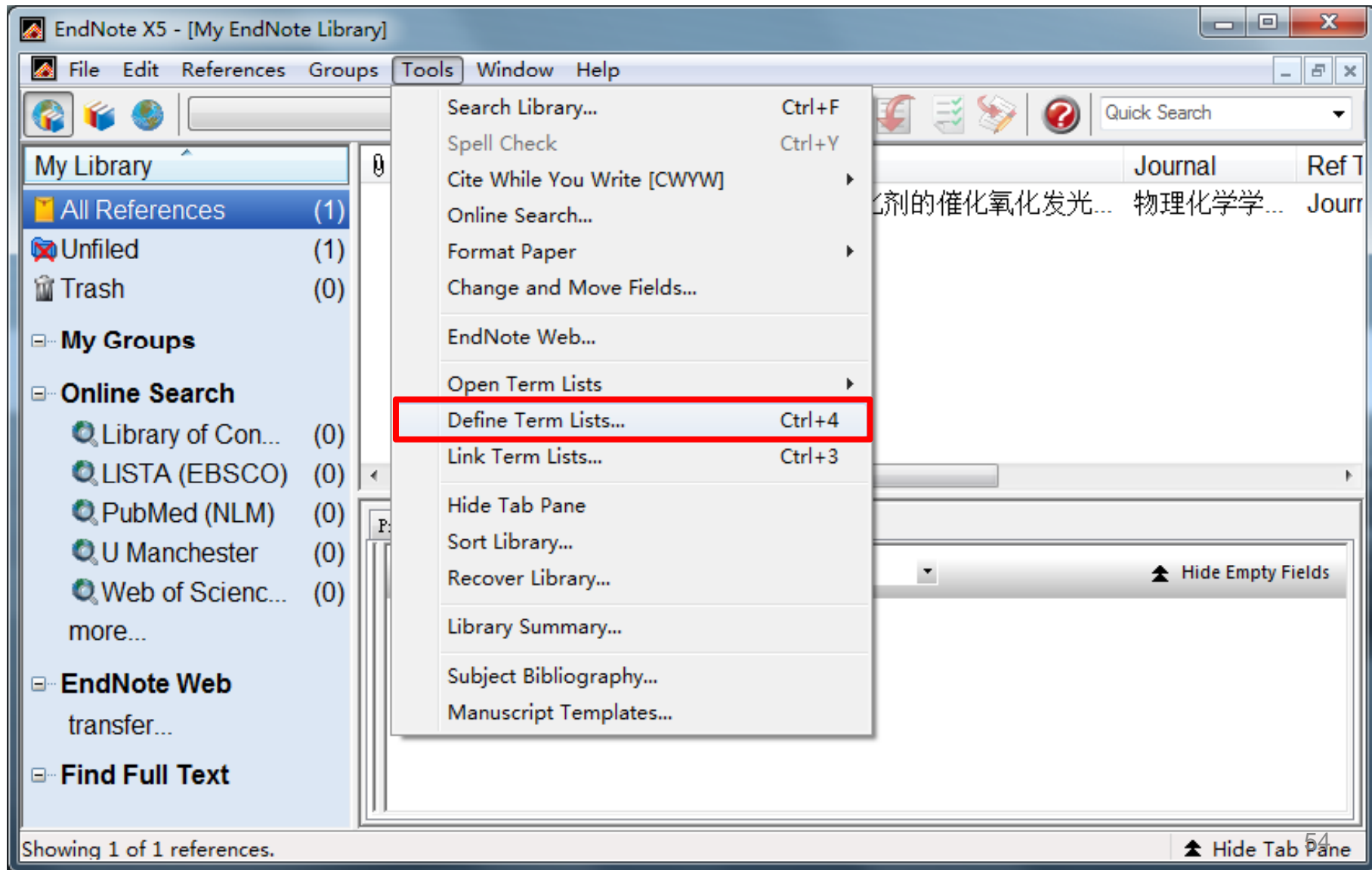
# 选择参考文献生成的位置



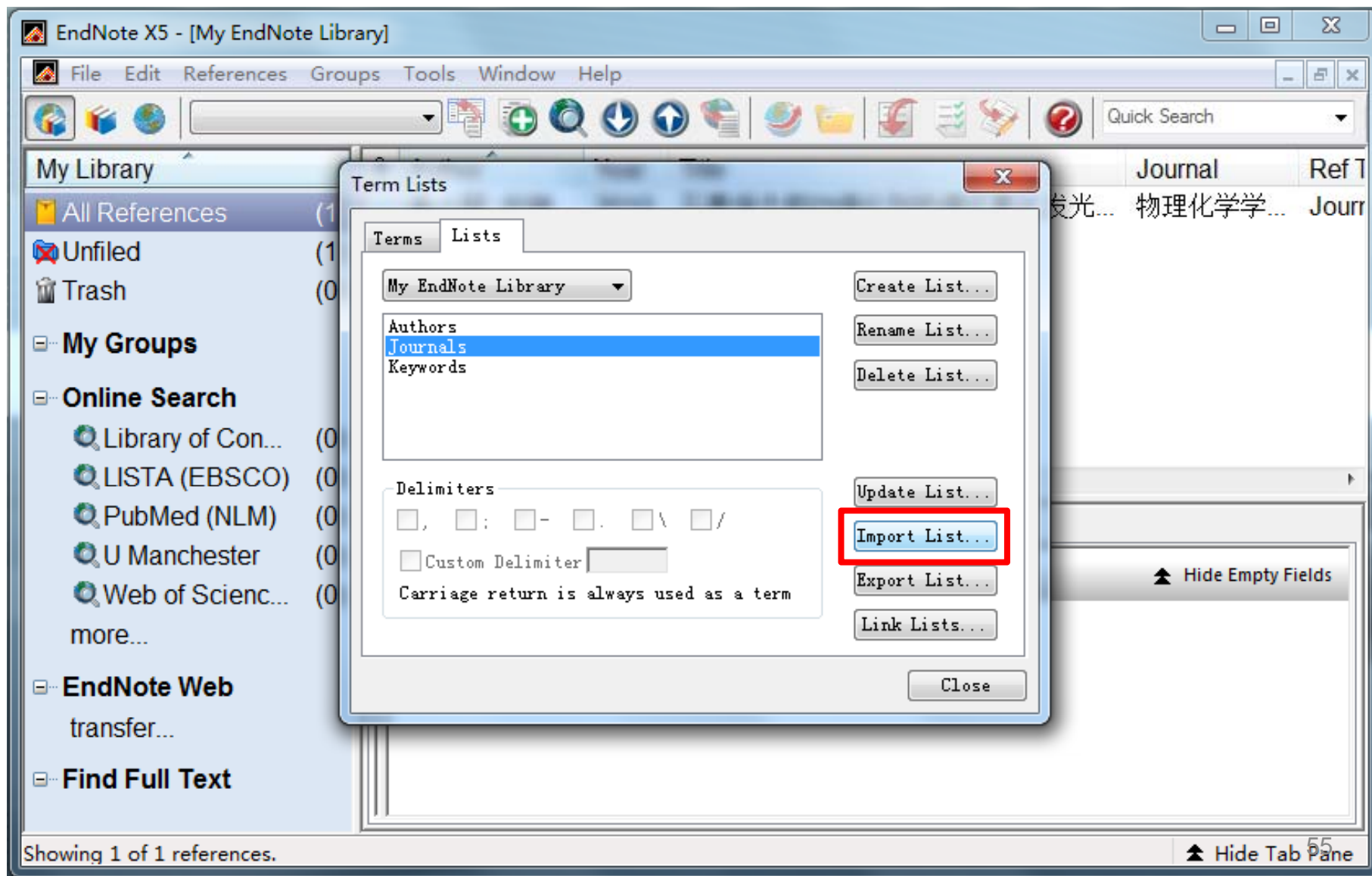
# 设置期刊名称的格式



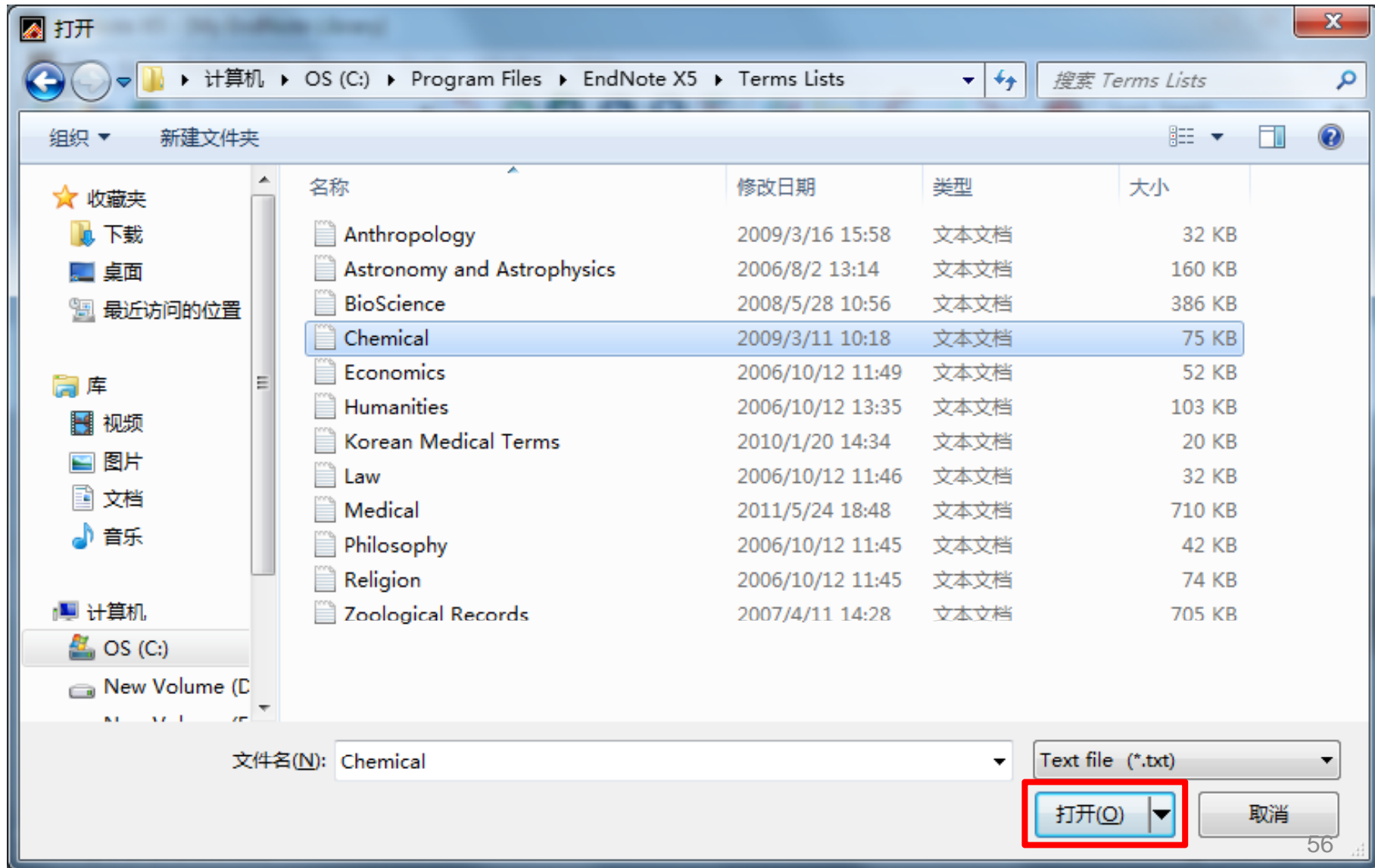
# 调用Term Lists完成期刊的全/简称转换



# 导入EndNote自带的Journal Lists

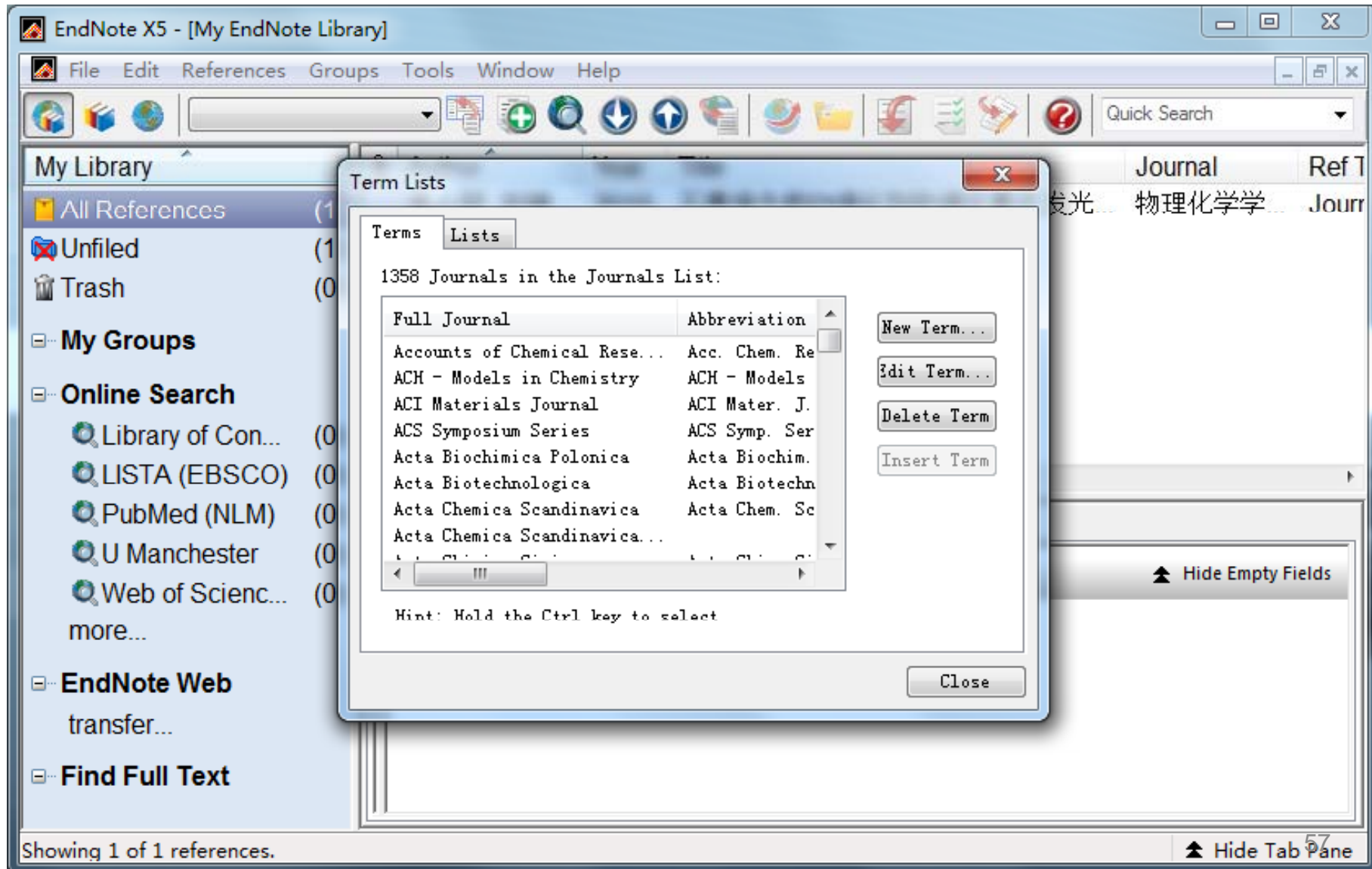


# 根据学科分类选择合适的List

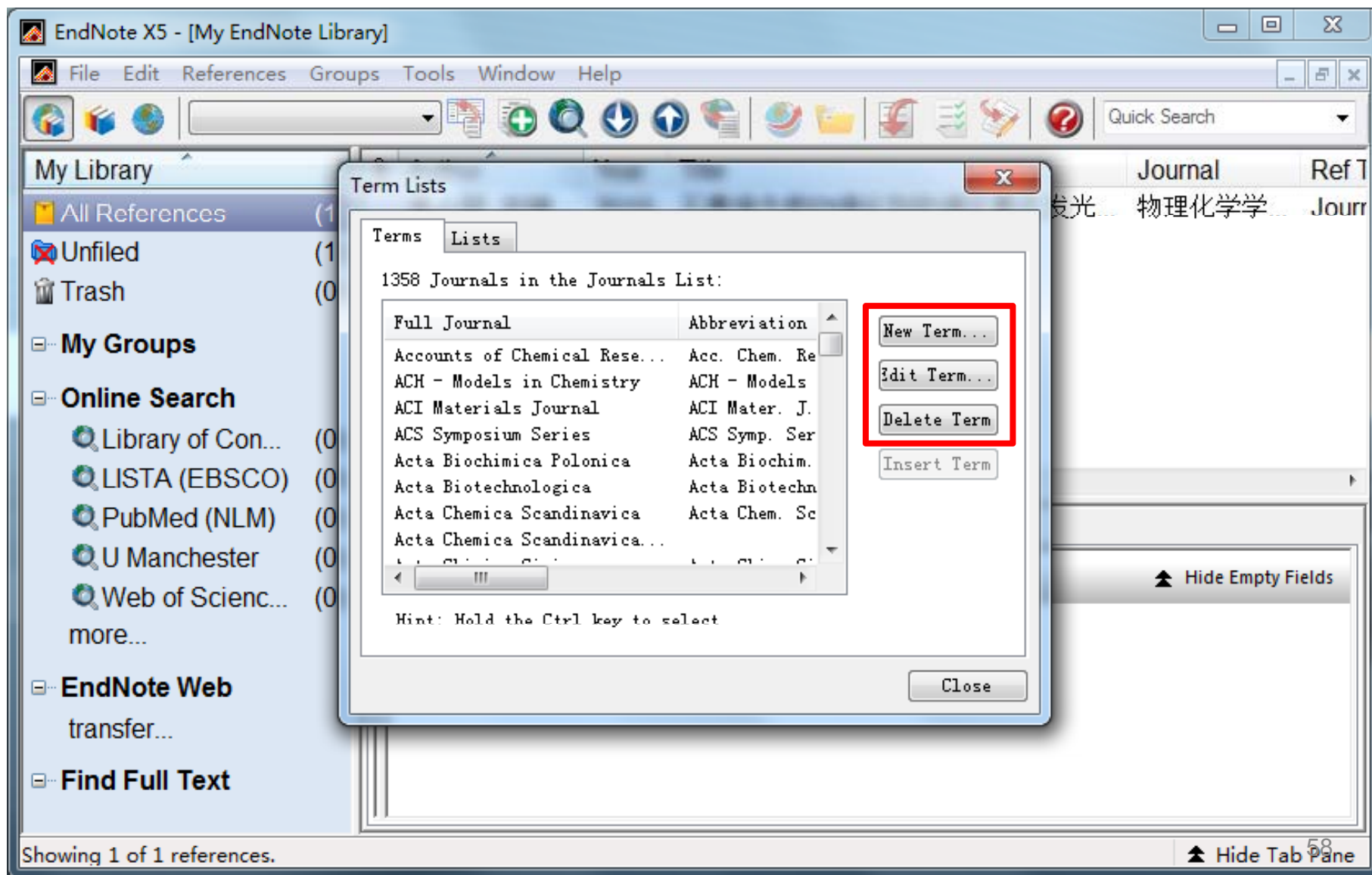




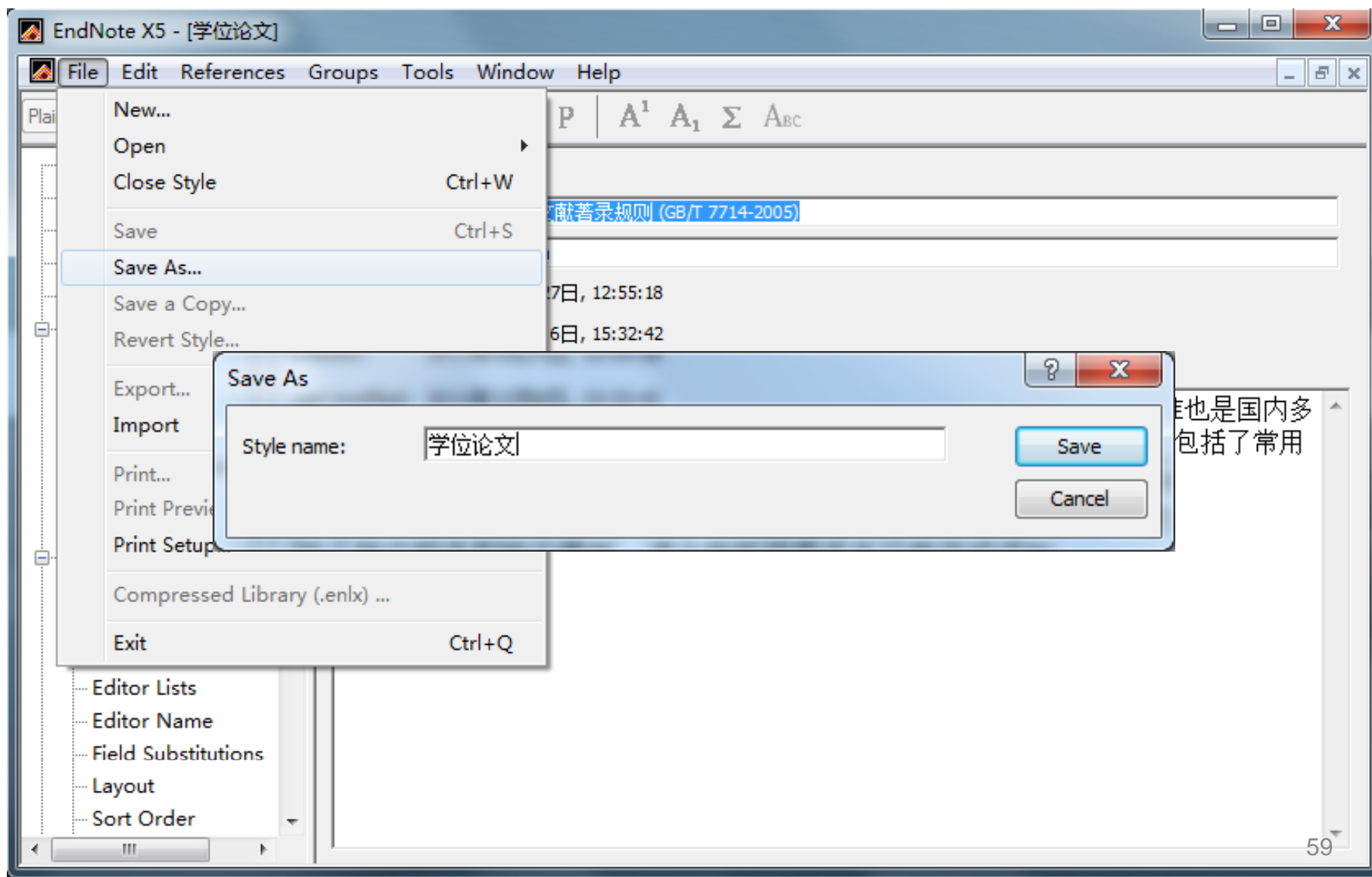
# 1358种期刊已成功载入



# 对这些期刊可新增、修改和删除



# 保存并命名新建立的Output Style



# 利用“毕业论文”生成的参考文献列表

- [1] H. S. P. Wong, D. Akinwande. Carbon Nanotube and Graphene Device Physics [M]. New York: Cambridge University Press. 2011: 1-264.↵
- [2] 吴小琴, 宗瑞隆, 牟豪杰, et al. 石墨烯负载Pt催化剂的催化氧化发光性能 [J]. 物理化学学报, 2010(11): 3002-3008.↵
- [3] 陈桥, 吴祯祺, 吴刚. 电性能可控的聚酰亚胺/石墨烯杂化材料 [C]. 2010 年全国高分子材料科学与工程研讨会学术论文集 (上册), 江西, 2010.↵
- [4] 徐超. 基于石墨烯材料的制备及其性能的研究 [D]. 南京: 南京理工大学, 2010.↵
- [5] M. Dubey, R. Nambaru, M. Ulrich, et al. Graphene-based Nanoelectronics [R]. United States, 2011: 46.↵
- [6] IEEE. IEEE Std 1650-2005 IEEE Standard Test Methods for Measurement of Electrical Properties of Carbon Nanotubes [S]. New York: The Institute of Electrical and Electronics Engineers, Inc., 2005: 1-15.↵
- [7] 中国科学院化学研究所. 掺杂石墨烯及其制备方法: CN101289181 [P]. 2008-10-22.↵

# Output Style建立小结

- ◆ 按照参考文献的要求排列字段，添加标点及分隔符并设定各字段样式，创建Bibliography Templates
- ◆ 按照参考文献的要求设定引用标记格式，创建Citations Templates
- ◆ 调整Output Style中的其他设置
- ◆ 利用新建Output Style生成参考文献列表，检查格式是否与要求相符
- ◆ 针对出现的问题修改Output Style
- ◆ 建议选择类似的Output Style进行修改

# 一种更简便的方法：官网下载

Thomson Reuters  
**EndNote**

contact us | about us | what's new | product info | support & services | purchase | home

## Output Styles

If you can't find the style you are looking for you can [suggest](#) a new style, as well as updates to an existing style.

**Style Finder** | **Sorting Options**

Publication Name: GB

First 3 Fields (Journal): none | none | none

Citation Style: none

Discipline: none

Bibliography Sort Order: none

**Find Styles**

◀ First [1] Last ▶

Style or Journal Name	Discipline	Date	Link
<a href="#">Chinese Standard GB/T7114 (Author-Year)</a>	Science	1/10/2008	<a href="#">Download</a>
<a href="#">Chinese Standard GB/T7714 (numeric)</a>	Science	1/10/2008	<a href="#">Download</a>

End Of Files

62

# 提纲

- ◆ Filter编制

以维普数据库为例

- ◆ Output Style建立

以GB/T 7714-2005文后参考文献著录规则为例

- ◆ 其他小技巧

# EndNote与EndNote Web参考文献交换

## EndNote Web

### 从 Thomson Reuters Research Software 产品导入参考文献

#### 从 EndNote 导入参考文献

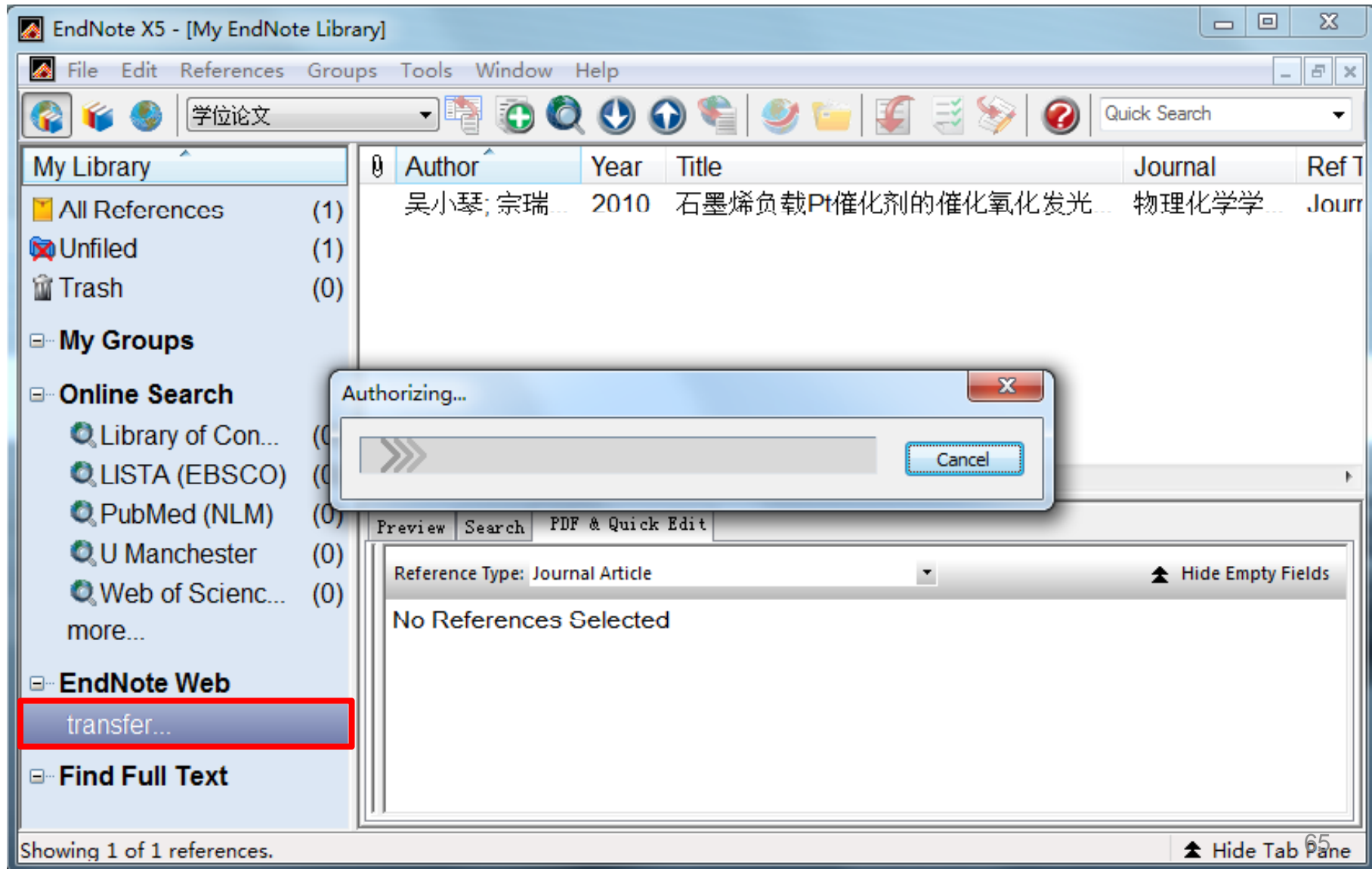
对于早期的EndNote版本，需要先导出再导入

如果使用的是 EndNote X.0.2 或更高版本，请参阅[利用 EndNote 传输](#)以获取在应用程序之间移动参考文献的替代方法。

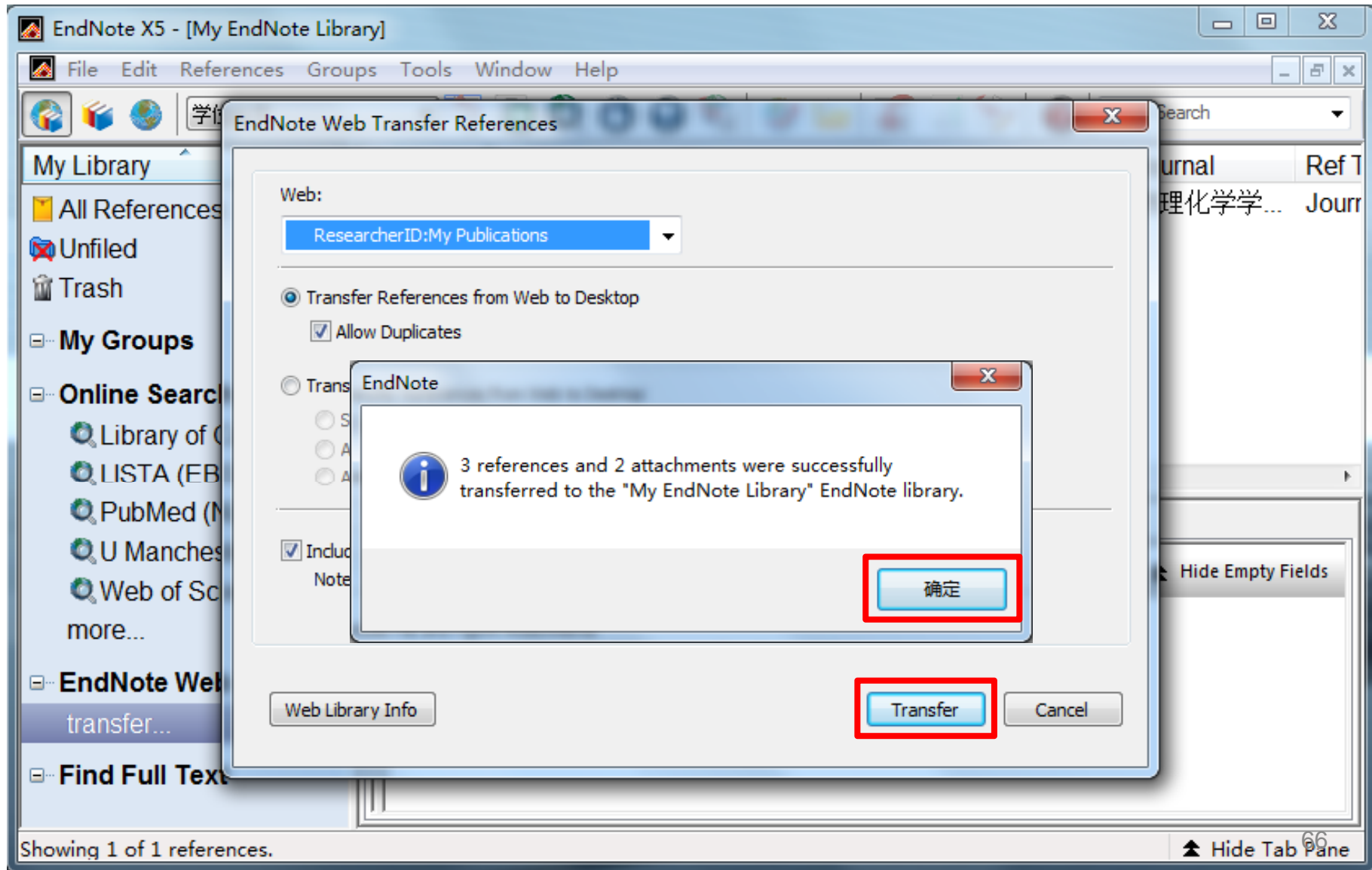
1. 用 EndNote 打开文献库。
2. 在样式工具栏的“Output Style”下拉列表框中，单击 **Select Another Style...** 以打开输出样式管理器。
3. 选择“EndNote Export”，然后单击 **Choose** 按钮。
4. 从“File”菜单中选择 **Export**。
5. 在“Save As”对话框中，在“File Name”字段中指定文件名，然后浏览到所需文件位置。
6. 确认“File Format”下拉字段中的“File Type”为“Text File (\*.txt)”。
7. 单击 **Save** 按钮。
8. 在 EndNote Web 中，使用“EndNote Import”作为过滤器，执行[导入](#)说明。



# 利用EndNote传输参考文献(EndNote X5)



# 利用EndNote传输参考文献(EndNote X5)



# 利用EndNote传输参考文献(EndNote X5)

The screenshot displays the EndNote X5 interface. The main window shows a list of references with columns for Author, Year, Title, Journal, and Ref ID. The sidebar on the left contains various search and group options, with 'ResearcherID' highlighted in red. The bottom status bar indicates 'Showing 3 of 3 references in Group. (All References: 4)'.

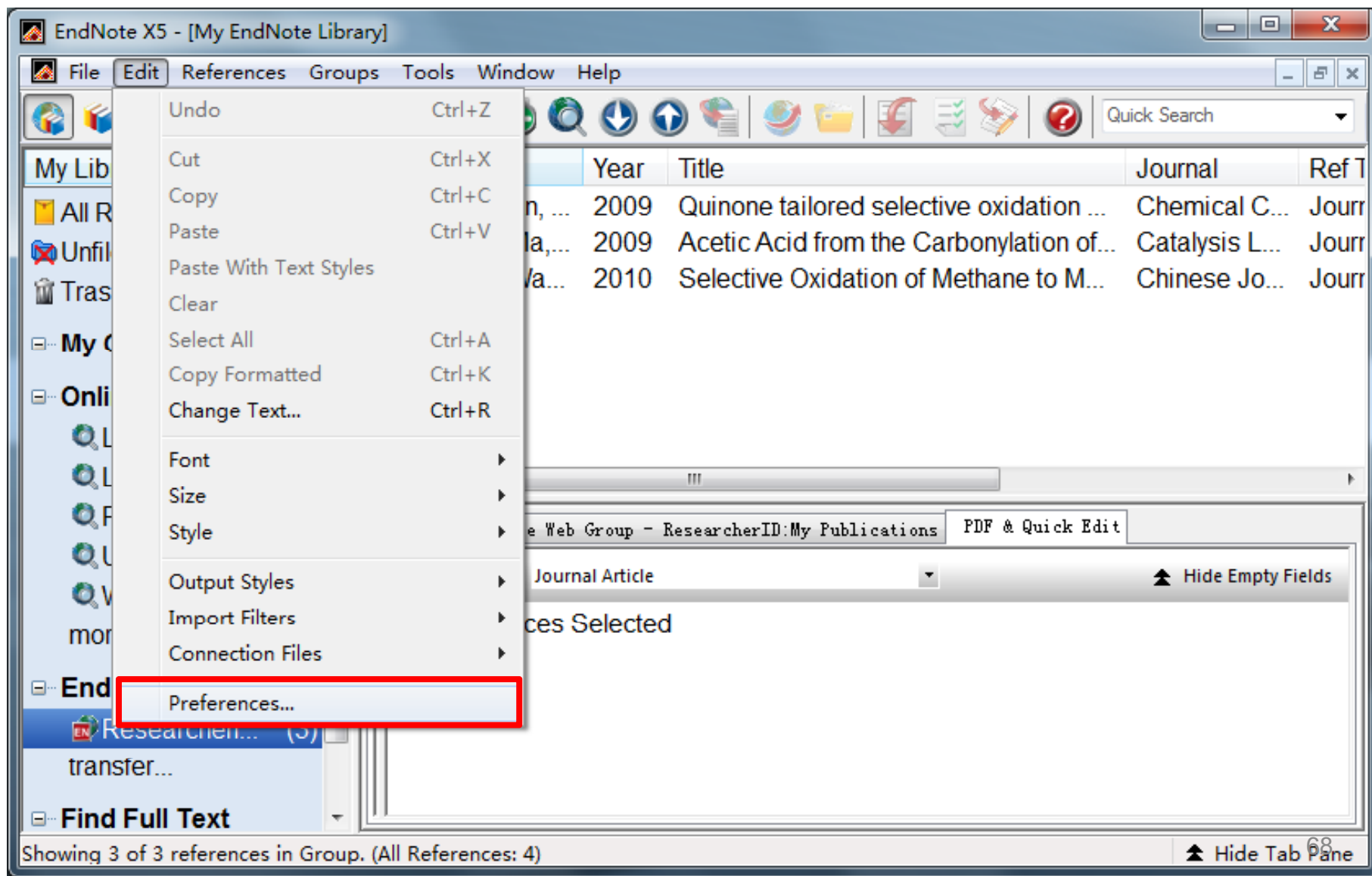
Author	Year	Title	Journal	Ref ID
Fan, YF; An, ...	2009	Quinone tailored selective oxidation ...	Chemical C...	Jourr
Fan, YF; Ma,...	2009	Acetic Acid from the Carbonylation of...	Catalysis L...	Jourr
Fan, YF; Wa...	2010	Selective Oxidation of Methane to M...	Chinese Jo...	Jourr

My Library

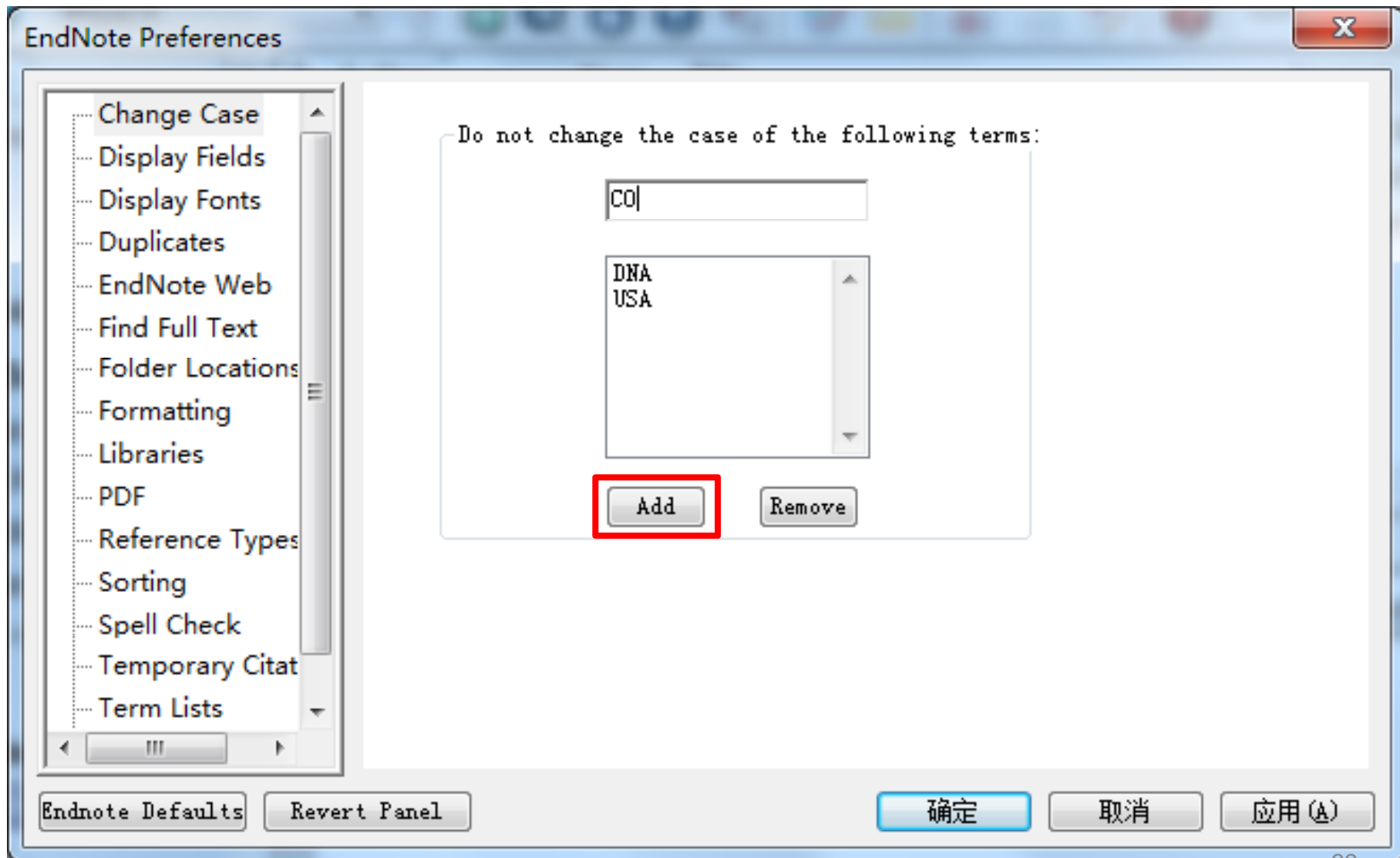
- All References (4)
- Unfiled (4)
- Trash (0)
- My Groups
- Online Search
  - Library of C... (0)
  - LISTA (EBS... (0)
  - PubMed (NL... (0)
  - U Manchester (0)
  - Web of Scie... (0)
  - more...
- EndNote Web
  - ResearcherID... (3)**
  - transfer...
- Find Full Text

Showing 3 of 3 references in Group. (All References: 4)

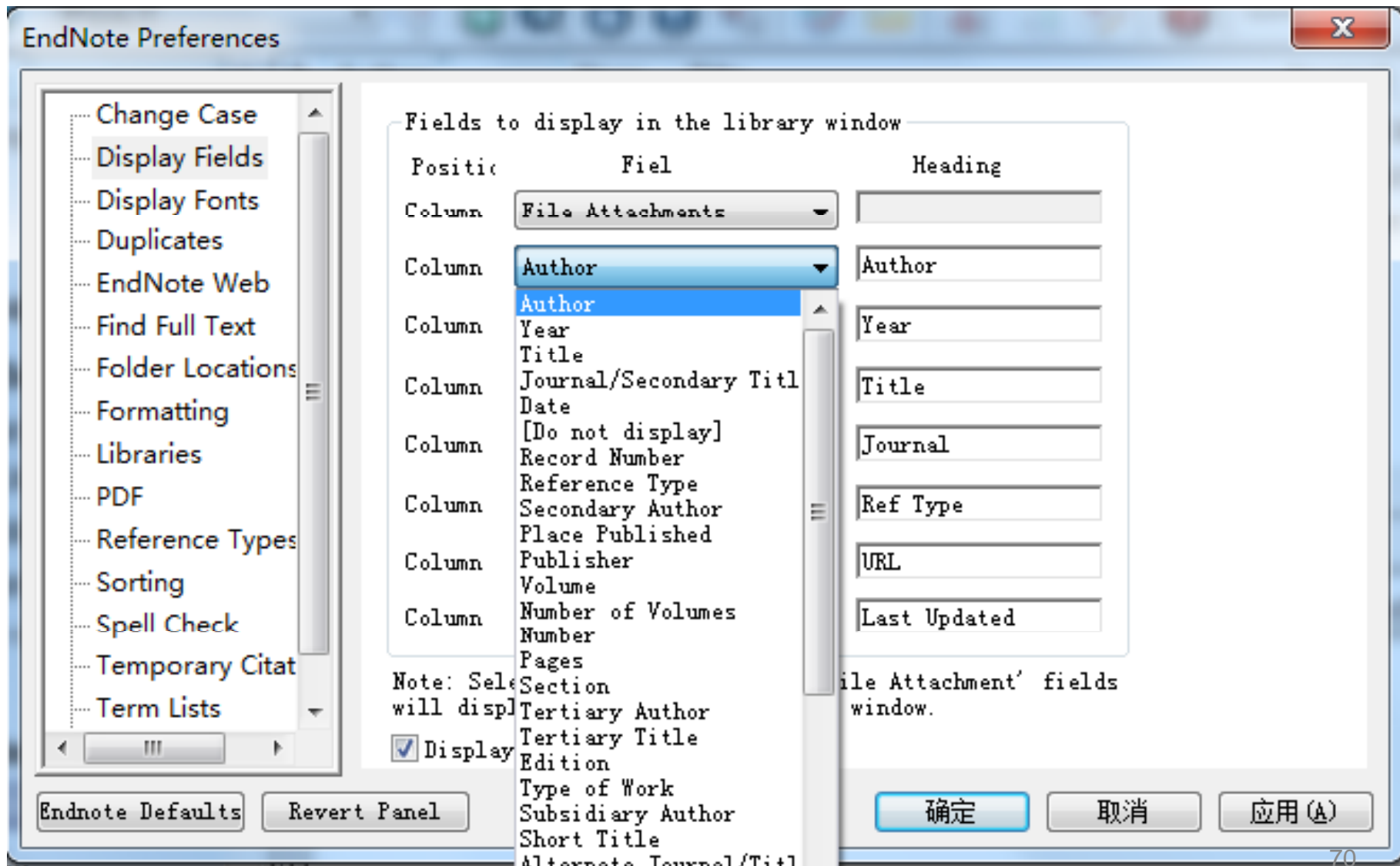
# 对EndNote进行个性化设置



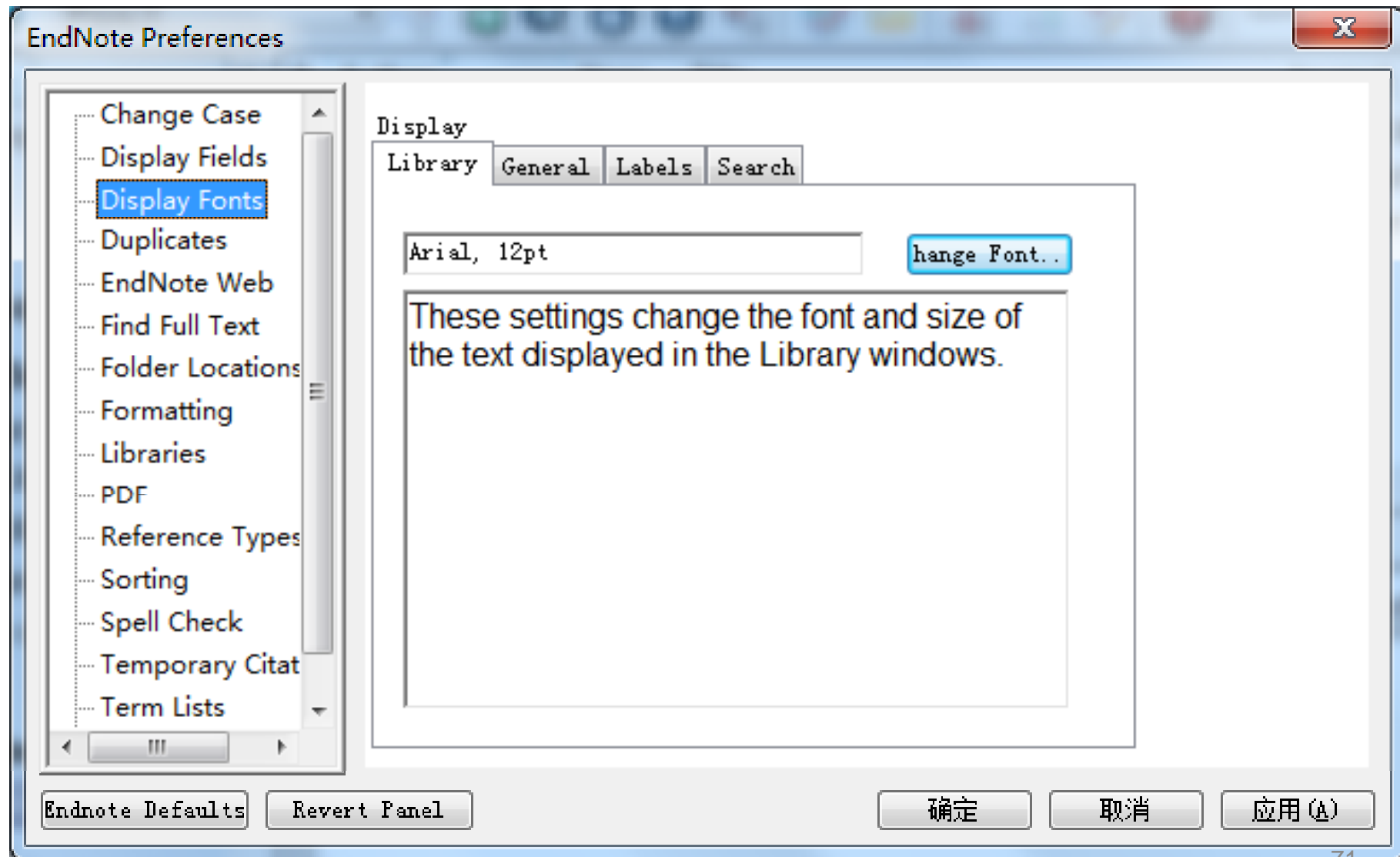
# 将词添加至词库将不更改大小写



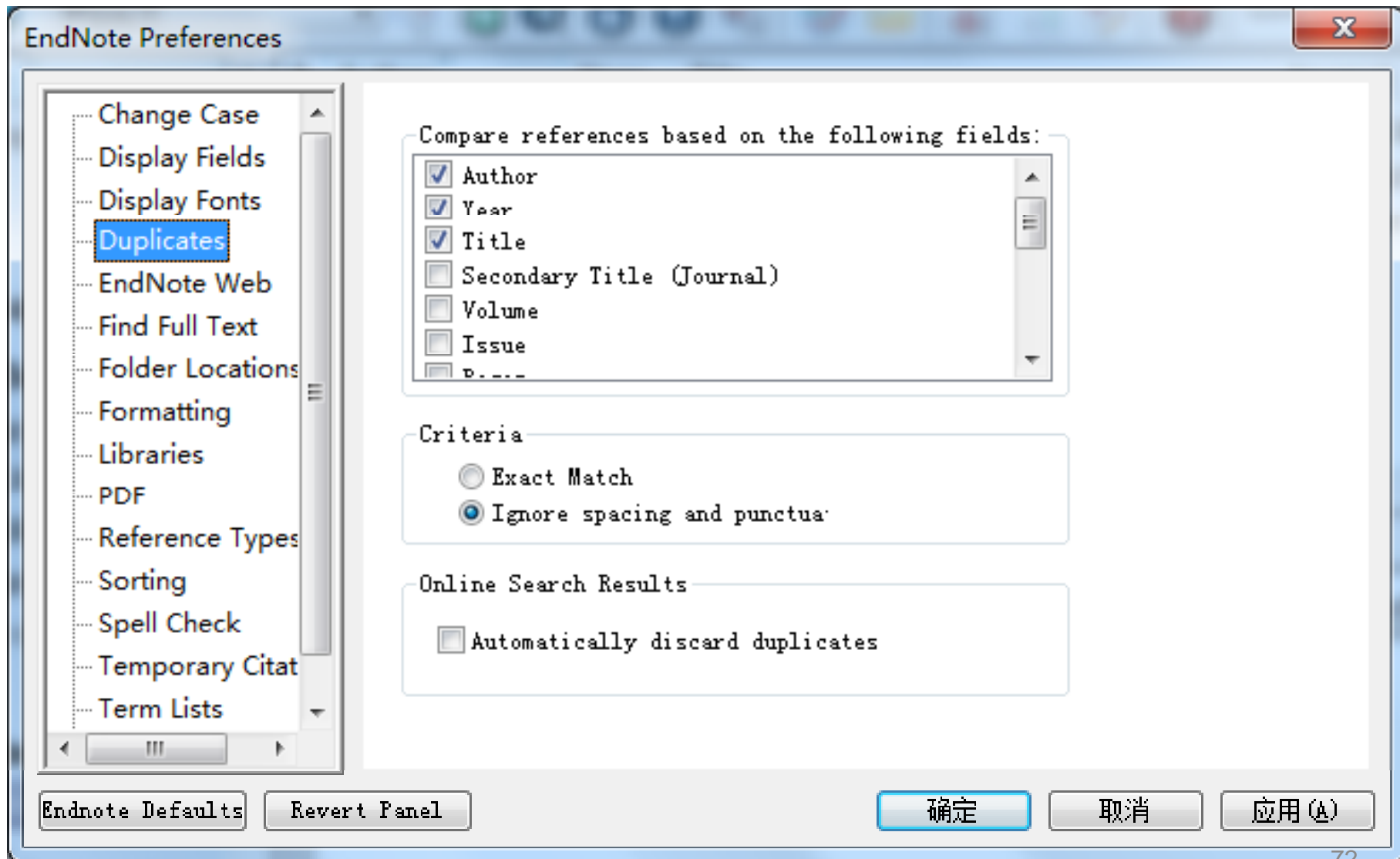
# 更改文献显示窗口中字段及排列顺序



# 更改EndNote中显示的字体和字号

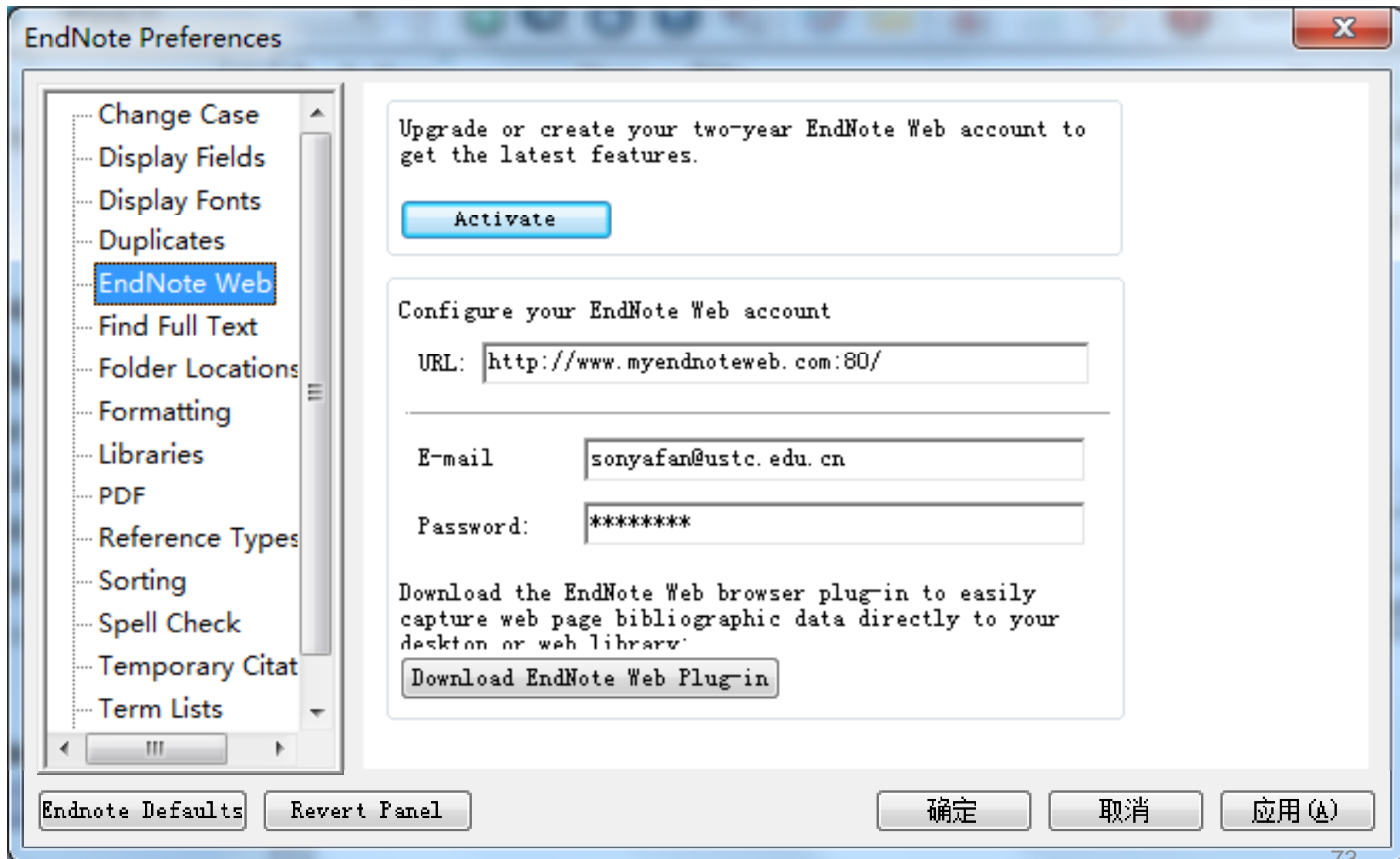


# 设置重复记录的条件和标准





# 激活并设置您的EndNote Web



## 更多学习资料

- ◆ Endnote官方网站的下载中心：

<http://www.endnote.com/support/ensupport.asp>

- ◆ 罗昭锋老师在Youku上的Endnote培训录像：

[http://www.soku.com/search\\_video/q\\_EndNote%20X3%E7%B3%BB%E5%88%97](http://www.soku.com/search_video/q_EndNote%20X3%E7%B3%BB%E5%88%97)

- ◆ 中国科技大学罗昭锋老师的blog：

<http://www.sciencenet.cn/u/smilesun/>



# 谢谢各位！


中国科学技术大学图书馆

樊亚芳

Tel : 0551-3602330

Email: [sonyafan@ustc.edu.cn](mailto:sonyafan@ustc.edu.cn)

2012/04/19





有问题请联系技术支持：  
[ts.support.china@thomsonreuters.com](mailto:ts.support.china@thomsonreuters.com)

中国科学技术大学图书馆

樊亚芳

Tel : 0551-3602330

Email: [sonyafan@ustc.edu.cn](mailto:sonyafan@ustc.edu.cn)

2012/04/19

